


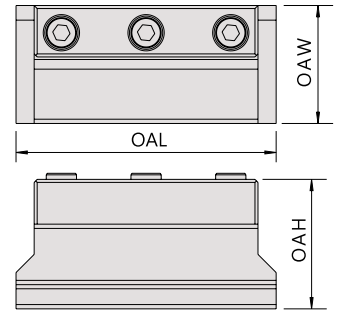
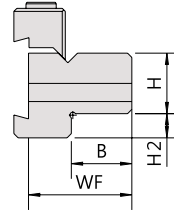
# 切 斷 刀 板

Blades and Holders for Parting-off



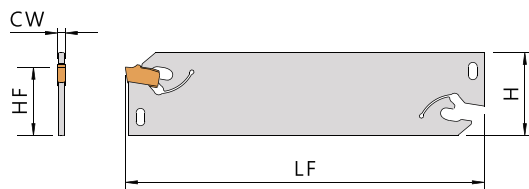
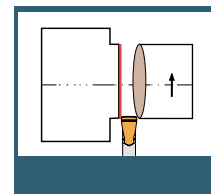
Since 1976





Order No.	Dimensions(mm)							Parts	Wrench	
Right / Left	柄高	柄寬	工作寬度	總高	總寬	下巴厚	總長			
	H	B	WF	OAH	OAW	H2	OAL			
SBN1216-26	12	16	30.5	42	35	16	86	SBNC26	CSH0625	LW050
SBN1616-26	16	16	30.5	42	35	12	86			
SBN2020-26	20	20	32.5	42	39	8	86			
SBN2520-26	25	20	34.5	42	39	3	86			
SBN2020-32	20	20	34.5	47	40	13	110	SBNC32	CSH0625	LW050
SBN2520-32	25	20	34.5	47	40	8	110			
SBN3230-32	32	30	34.5	47	50	8	110			

SGIH-N  
KTKB  
SGFH/SGTH  
STFH  
切斷刀板



▼Recommended Inserts 建議刀片品牌：KENNAMETAL

Order No.	Insert	Dimensions(mm)				Wrench
		柄高 H	切寬 CW	工作高度 HF	長度 LF	
SGIH26J2N	A2022	26	2.2	21.4	110	SL4
SGIH32M2N		32	2.2	25	150	
SGIH26J3N	A2030	26	3	21.4	110	
SGIH32M3N		32	3	25	150	

▼Recommended Inserts 建議刀片品牌：KYOCERA

Order No.	Insert	Dimensions(mm)				Wrench
		柄高 H	切寬 CW	工作高度 HF	長度 LF	
KTKB26-3S	TKN3	26	3	21.4	110	SL3
KTKB32-3S		32	3	25	150	

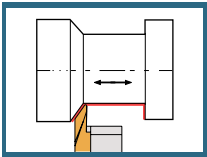
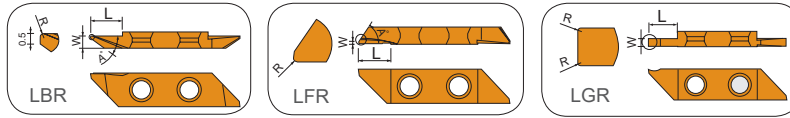
▼Recommended Inserts 建議刀片品牌：ISCAR、WIDIA

Order No.	Insert	Dimensions(mm)				Wrench
		柄高 H	切寬 CW	工作高度 HF	長度 LF	
SGFH26J2	GFN2	26	2.0 / 2.2	21.4	110	SL3
SGFH26J3	GFN3	26	3	21.4	110	
SGFH32M3		32	3	25	150	
SGTH26J2	GTN2	26	2.25	21.4	110	SL4
SGTH26J3	GTN3	26	3.05	21.4	110	
SGTH32M3		32	3.05	25	150	

▼Recommended Inserts 建議刀片品牌：SUMITOMO

Order No.	Insert	Dimensions(mm)				Wrench
		柄高 H	切寬 CW	工作高度 HF	長度 LF	
STFH26-3	WCFN3	26	3	21.4	110	SL4
STFH32-3		32	3	25	150	
STFH32-4	WCFN4	32	4	25	150	

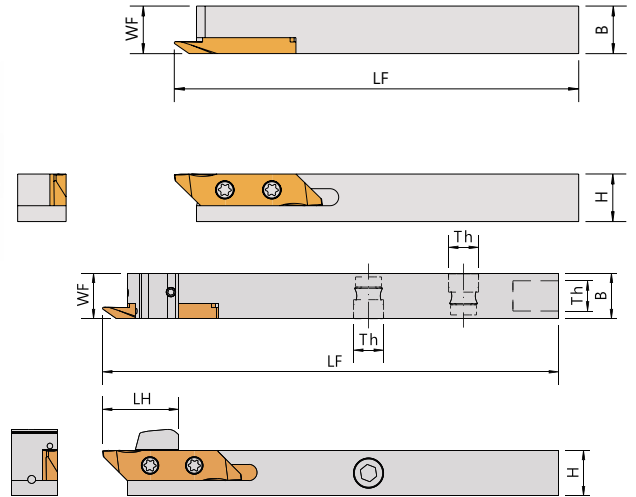

**SLAL-38  
ASLAL-38**



SLAL-38



ASLAL-38



Order No.	Insert	Dimensions(mm)				Parts	Wrench
		柄高 H	柄寬 B	長度 LF	工作寬度 WF		
SLALR/L1010K38	L*R/L38	10	10	125	10	CS35091	FT-15
SLALR/L1212K38		12	12	125	12	CS35091	FT-15
SLALR/L1616K38		16	16	125	16	CS35091	FT-15

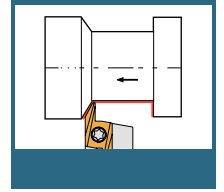
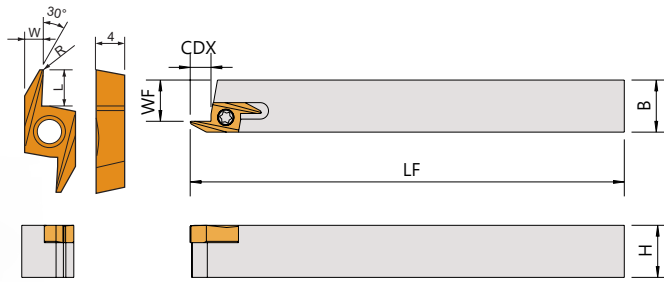
Order No.	Insert	Dimensions(mm)						Parts			Wrench	
		柄高 H	柄寬 B	長度 LF	工作寬度 WF	頭長 LH	牙孔 Th					
ASLALR/L1010JX38	L*R/L38	10	10	125	10	20	5/16"	CS35119S	CS9NN CS9-25025	CS9NP CS9NP	FT-15	LW040
ASLALR/L1212JX38		12	12	125	12	20	5/16"					
ASLALR/L1616JX38		16	16	125	16	20	1/8"					

▼ Recommended Inserts 建議刀片品牌：ACC

Ordering Code	UN212	W	A°	R	L
LBR382020V	*	2.0	35°	0.2	3.5
LBR383020V	*	3.0	35°	0.2	6.0
LBR384020V	*	4.0	35°	0.2	9.0

Ordering Code	UN212	W	A°	R	L
LFR383500V	*	0.5	35°	0.0	6.5
LFR383502V	*	0.5	35°	0.2	6.5
LFR385500V	*	0.5	55°	0.0	6.5
LFR385502V	*	0.5	55°	0.2	6.5

Ordering Code	UN212	W	R	L
LGR381000U	*	1.0	0.0	2.5
LGR381500U	*	1.5	0.0	5.0
LGR382020U	*	2.0	0.2	6.0
LGR382520U	*	2.5	0.2	8.0
LGR383020U	*	3.0	0.2	8.0



Order No.	Insert	Dimensions(mm)					Parts	Wrench
		柄高 H	柄寬 B	長度 LF	工作寬度 WF	最大切深 CDX		
SBR1010K19	S*R19 / BBR19	10	10	125	7.5	4.0	CS30070	FT-10
SBR1212K19		12	12	125	9.5	4.0	CS30070	FT-10
SBR1616K19		16	16	125	13.5	4.0	CS30070	FT-10

▼ Inserts刀片:

Ordering Code	UN210	W	R	L
BBR19005	*	2.5	0.05	4.5
BBR19015	*	2.5	0.15	4.5