

# 外徑牙刀


Toolholders for Threading

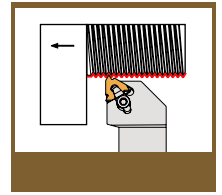
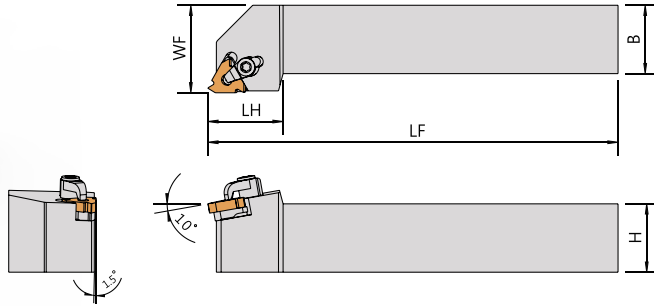
# 內孔牙刀

Boring Bars for Threading



Since 1976






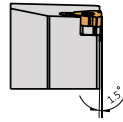
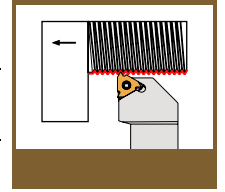
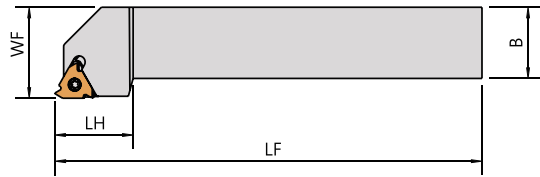

▼ Clamp Type:

Order No.	Insert	Dimensions(mm)					Parts					Wrench	
		柄高 H	柄寬 B	長度 LF	頭長 LH	工作寬度 WF	Shim R	Shim L					
CER/L-1616H16	16ER/L	16	16	100	22	20	AE16	AI16	CSF3008	SP-CP16S	FT-15	LW020	
CER/L-2020K16		20	20	125	25	25	AE16	AI16	CSF3008	SP-CP16S	FT-15	LW020	
CER/L-2525M16		25	25	150	25	32	AE16	AI16	CSF3008	SP-CP16S	FT-15	LW020	
CER/L-3232P16		32	32	170	25	40	AE16	AI16	CSF3008	SP-CP16S	FT-15	LW020	
CER/L-2020K22	22ER/L	20	20	125	30	25	AIE22	AIE22	CSF3008	SP-CP22S	FT-15	LW020	
CER/L-2525M22		25	25	150	30	32	AIE22	AIE22	CSF3008	SP-CP22S	FT-15	LW020	
CER/L-3232P22		32	32	170	33	40	AIE22	AIE22	CSF3008	SP-CP22S	FT-15	LW020	
CER/L-2525M27	27ER/L	25	25	150	36	32	AE27	AI27	CSF4010	SP-CP27S	LW040	LW025	
CER/L-3232P27		32	32	170	36	40	AE27	AI27	CSF4010	SP-CP27S	LW040	LW025	
CER/L-4040S27		40	40	250	36	50	AE27	AI27	CSF4010	SP-CP27S	LW040	LW025	

ER/IL: Right hand insert 右手刀片  
 IR/EL : Left hand insert 左手刀片



SER/L1010H16N

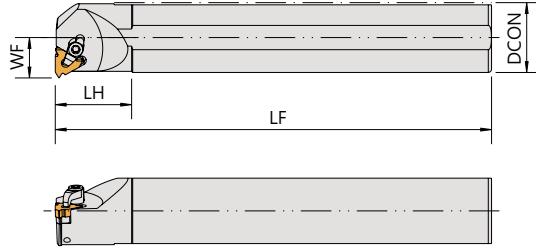
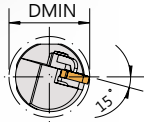
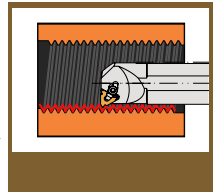


▼ Screw Type:

Order No.	Insert	Dimensions(mm)					Parts				Wrench	
		柄高 H	柄寬 B	長度 LF	頭長 LH	工作寬度 WF	Shim R	Shim L	Key	Lock	Wrench	Wrench
SER/L-1010H11	11ER/L	10	10	100	15	12	-	-	-	CS25080	FT-10	-
SER/L-1212H11		12	12	100	15	16	-	-	-			-
SER/L-1616H11		16	16	100	15	20	-	-	-			-
SER/L-2020K11		20	20	100	15	25	-	-	-			-
SER/L-1010H16N	16ER/L	10	10	100	20	10	AE16	AI16	CSH0306	CS35117S	FT-15	LW025
SER/L-1212H16N		12	12	100	20	12						
SER/L-1616H16N		16	16	100	23	16						
SER/L-1616H16		16	16	100	22	20						
SER/L-2020K16		20	20	125	25	25						
SER/L-2525M16		25	25	150	25	32						
SER/L-3232P16		32	32	170	32	40						
SER/L-4040R16		40	40	200	35	50						
SER/L-2020K22		22ER/L	20	20	125	30						
SER/L-2525M22	25		25	150	30	32						
SER/L-3232P22	32		32	170	30	40						
SER/L-4040R22	40		40	200	30	50						

ER/IL: Right hand insert 右手刀片

IR/EL : Left hand insert 左手刀片

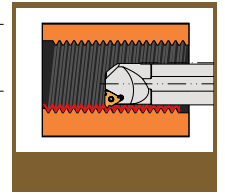
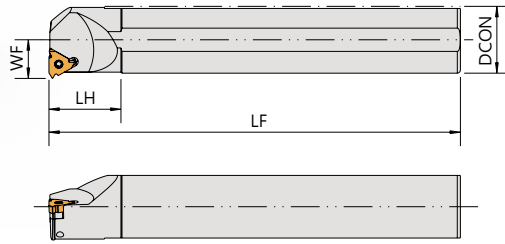


▼ Clamp Type:

Order No.	Insert	Dimensions(mm)						Parts				Wrench	
		柄徑 DCON	工作寬度 WF	長度 LF	最小加工徑 DMIM	徑向前角 GAMF	頭長 LH						
CNR/L3025S-22	22 IR/L	25	16	200	30	15°	35	AIE22	AIE22	CSF3008	SP-CP22S	FT-15	LW020
CNR/L3732S-22		32	20.5	250	37	15°	35	AIE22	AIE22	CSF3008	SP-CP22S	FT-15	LW020
CNR/L4440S-22		40	24.5	300	45	15°	35	AIE22	AIE22	CSF3008	SP-CP22S	FT-15	LW020
CNR/L5450S-22		50	28.5	350	56	15°	35	AIE22	AIE22	CSF3008	SP-CP22S	FT-15	LW020
CNR/L3732S-27	27 IR/L	32	20	250	37	15°	35	AI27	AE27	CSF4010	SP-CP27S	LW040	LW025
CNR/L4440S-27		40	24	300	44	15°	35	AI27	AE27	CSF4010	SP-CP27S	LW040	LW025
CNR/L5450S-27		50	29	350	54	15°	35	AI27	AE27	CSF4010	SP-CP27S	LW040	LW025

ER/IL: Left hand insert 左手刀片

IR/EL : Right hand insert 右手刀片

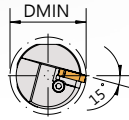


C-Carbide shank 鎢鋼柄

H-Anti-vibration shank 抗震柄

V-Anti-vibration shank with coolant 抗震水孔柄

▼Screw Type:



Order No.	Insert	Dimensions(mm)						Parts				Wrench		
		柄徑 DCON	工作寬度 WF	長度 LF	最小加工徑 DMIN	徑向前角 GAMF	頭長 LH	Shim R	Shim L	T	T	Wrench	Wrench	
SIR/L1010-11	11IR/L	10	5.2	150	10	20°	25	-	-	-	CS25059	FT-8	-	
SIR/L1012-11		12	5.2	150	10	20°	25	-	-	-			-	
SIR/L1210-11		10	6.3	150	12	20°	25	-	-	-			-	
SIR/L1412-11		12	7.5	150	14	16°	25	-	-	-			-	
SIR/L1216-11		16	6.3	150	12	18°	25	-	-	-			-	
SIR/L1516-11		16	8	150	15	15°	25	-	-	-			-	
SIR/L1516-16	16IR/L	16	8.2	150	15	15°	35	-	-	-	CS35095	FT-15	-	
SIR/L2016-16		16	10	150	20	15°	35	-	-	-			-	
SIR/L2420S-16		20	12	180	24	15°	35	AI16	AE16	CSH0306			CS35117S	LW025
SIR/L3025S-16		25	15	200	30	15°	40							LW025
SIR/L3732S-16		32	18.5	250	37	15°	45							LW025
SIR/L4440S-16		40	22.5	300	44	15°	50							LW025
SIR/L5550S-16	50	28.5	350	55	15°	60	LW025							
SIR/L6660S-16	60	33.5	400	66	-	40	LW025							
SIR/L2420-22	22IR/L	20	13	180	24	15°	30	-	-	-	CS40145	FT-15	-	
SIR/L3025S-22		25	16	200	30	15°	35	AI22	AE22	CSH0408			LW030	
SIR/L3732S-22		32	19.5	250	37	15°	35						LW030	
SIR/L4440S-22		40	23.5	300	44	15°	35						LW030	
SIR/L5550S-22		50	28.5	350	55	15°	35						LW030	
SIR/L6660S-22		60	33.5	400	66	15°	40						LW030	
SIR/L5550S-27	27IR/L	50	31.5	350	58	-	35				AI27	AE27	CSF5020	-
SIR/L6660S-27		60	36.5	400	68	-	40	-	LW030					
H05H-SIR06-06	06IR	5	3.5	100	6	20°	10	-	-	-	CS20038	FT-6	-	
H06H-SIR06-07		6	3.8	100	7	20°	10	-	-	-			-	
H08K-SIR08-09	08IR	8	5.3	125	9.5	15°	15	-	-	-	CS20045	-	-	
H10K-SIR11-12	11IR	10	6.7	125	12	15°	18	-	-	-	CS25059	FT-8	-	
C06H-SIR06-07	06IR	6	3.7	100	7	20°	18	-	-	-	CS20038	FT-6	-	
C08K-SIR08-09	08IR	8	5.3	125	9.5	15°	18	-	-	-	CS20045		-	
C10M-SIR11-12	11IR	10	6.7	150	12	18°	13	-	-	-	CS25059	FT-8	-	
C12Q-SIR11-14		12	7.3	180	14	15°	13	-	-	-			-	
C16R-SIR16-20	16IR	16	10	200	20	-	35	-	-	-	CS35095	FT-15	-	

ER/IL: Left hand insert 左手刀片

IR/EL: Right hand insert 右手刀片