



高周波感應式燒結機

SHRINK MACHINE 德國高周波原廠技術



強力型線圈-4W,15KW




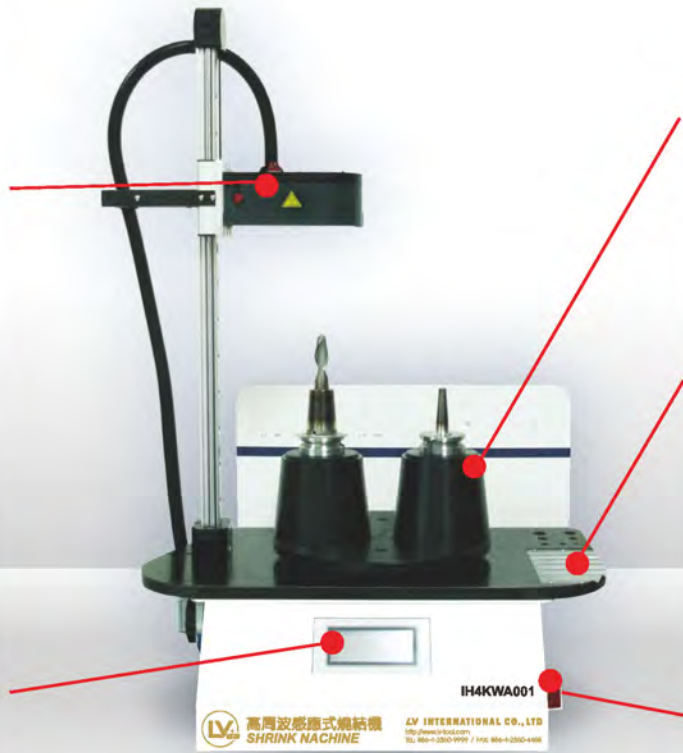
簡易型按鈕-單手操作



中英文界面-易學好操作



內建預設值-避免過熱



旋轉主軸-同步使用




刀具放置架



標準電壓220V-隨處可用



模組化裝配



德國高周波原廠技術

訂購規格	訂購編號	配備說明	適用尺寸
H4KWA-□	H4KWA001	燒結機一體	Ø 3-16
H15KWA-□	H15KVV001	燒結機一體	Ø 3-32

訂購時 需註明刀把主軸襯套編號，附兩組主軸襯套。(集熱環一組)
 主軸規格：SK30、SK40、SK50、HSK32、HSK40、HSK50、HSK63、
 HSK80、HSK100





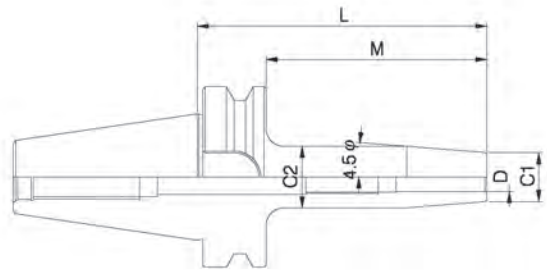
BT燒結式刀柄

BT SINTERED SHANK



AUFNAHMEKÖRPER
GEWUCHTET
G 2.5 25000 min⁻¹

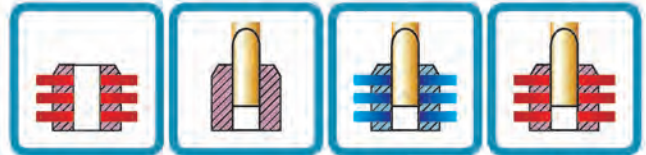
KEGELTOLERANZ
Qualität AT3



形狀寸表法 Dimensions

單位(Unit): mm

型號 MODEL	C1	D	C2	L1	M	kg	售價
BT40-ISK04-90	7	4	12.6	90	63	1.08	
BT40-ISK04-105	8	4	15.7	105	78	1.11	
BT40-ISK04-135	7	4	20.8	135	108	1.22	
BT40-ISK06-105	10	6	17.2	105	78	1.12	
BT40-ISK06-130	13	6	26.2	130	103	1.32	
BT40-ISK06-135	9	6	22.8	135	108	1.23	
BT40-ISK08-130	15	8	24.8	130	103	1.27	
BT40-ISK10-130	17	10	26.4	130	103	1.26	
BT40-ISK12-130	19	12	28.4	130	103	1.29	



加熱—將刀桿置
加熱器加熱，時
間約1分。

置入刀具—將刀
具置入加熱膨脹
後之刀桿。

固定夾持—溫度
冷卻收縮後之刀
桿，刀具即強力
的夾持住。

取出—在加熱刀
桿膨脹後，即可
輕易取出刀具。

Heating Put the
cutter bar into the
heater for heating
for about one
minute.

Insert cutter Insert
the cutter into the
heated and
expanded cutter
bar.

Clamping The
cutter is strongly
and tightly
clamped after the
cold contraction
of the cutter bar.

Extraction The
cutter can be
easily extracted
after the thermal
expansion of the
cutter bar.

1. 刀把規程：JIS B6339 BT 切削液可通過中心孔。
2. 刀把用法：適用於各廠牌所有高周波、接觸式及熱風式結燒機。
3. 刀把特色：材質為特殊抗熱合金鋼、熱處理硬度：HRC52、54度
適用刀具柄徑公差：h6的HSS刀具及鎢鋼刀具。

型號 MODEL	C1	D	C2	L1	M	kg	售價
BT50-ISK06-150	13	6	31	150	112	3.7	
BT50-ISK06-200	13	6	40	200	162	4.2	
BT50-ISK08-150	15	8	33	150	112	3.9	
BT50-ISK08-200	15	8	42	200	162	4.4	
BT50-ISK10-150	17	10	35	150	112	4	
BT50-ISK10-200	17	10	44	200	162	4.5	
BT50-ISK12-150	22	12	40	150	112	4.09	
BT50-ISK12-200	22	12	49	200	162	4.7	
BT50-ISK16-150	26	16	44	150	112	4.15	
BT50-ISK16-200	26	16	53	200	162	4.9	
BT50-ISK20-150	30	20	48	150	112	4.21	
BT50-ISK20-200	30	20	57	200	162	4.8	
BT50-ISK25-150	35	25	53	150	112	4.34	
BT50-ISK32-150	42	32	60	150	112	4.49	

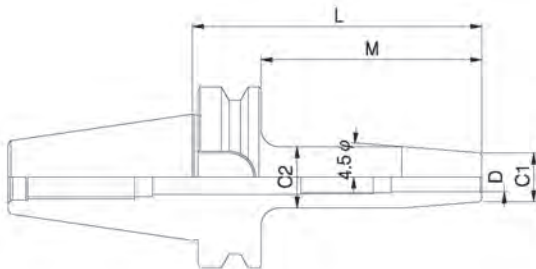


BT燒結式刀柄

BT SINTERED SHANK



AUFNAHMEKÖRPER
GEWUCHTET
G 2.5 25000 min⁻¹



形狀寸表法 Dimensions

單位(Unit):mm

型號 MODEL	C1	D	C2	L1	M	kg
BT40-ISK03-90S	10	3	—	90	63	1
BT40-ISK04-90S		4		90	63	1
BT40-ISK05-90S		5		90	63	1
BT40-ISK06-90S	21	6	27	90	63	1.1
BT40-ISK06-130S				130	103	1.5
BT40-ISK06-160S				160	133	1.5
BT40-ISK06-200S				200	173	2
BT40-ISK08-90S	21	8	27	90	63	1.15
BT40-ISK08-130S				130	103	1.5
BT40-ISK08-160S				160	133	1.6
BT40-ISK08-200S				200	173	2.2
BT40-ISK10-90S	24	10	32	90	63	1.2
BT40-ISK10-130S				130	103	1.6
BT40-ISK10-160S				160	133	1.6
BT40-ISK10-200S				200	173	2.3
BT40-ISK10-90H	27		34	90	63	1.2
BT40-ISK12-90S	24	12	32	90	63	1.2
BT40-ISK12-130S				130	103	1.7
BT40-ISK12-160S				160	133	1.6
BT40-ISK12-200S				200	173	2.3
BT40-ISK12-90H	27		34	90	63	1.25
BT40-ISK14-90S	27	14	34	90	63	1.25
BT40-ISK14-130S				130	103	1.7
BT40-ISK14-160S				160	133	1.85
BT40-ISK14-200S				200	173	2.4
BT40-ISK14-90H	33		42	90	63	1.3
BT40-ISK16-90S	27	16	34	90	63	1.25
BT40-ISK16-130S				130	103	1.8
BT40-ISK16-160S				160	133	1.8
BT40-ISK16-200S				200	173	2.4
BT40-ISK16-90H	33		42	90	63	1.4
BT40-ISK18-90S	33	18	42	90	63	1.3
BT40-ISK18-130S				130	103	1.8
BT40-ISK18-160S				160	133	2.05
BT40-ISK18-200S				200	173	2.5
BT40-ISK18-90H	44		53	90	63	1.5
BT40-ISK20-90S	33	20	42	90	63	1.5
BT40-ISK20-130S				130	103	1.9
BT40-ISK20-160S				160	133	2.05
BT40-ISK20-200S				200	173	2.6
BT40-ISK20-90H	44		53	90	63	1.6
BT40-ISK25-100S	44	25	53	100	73	1.8
BT40-ISK25-130S				130	103	2
BT40-ISK25-160S				160	133	2.85
BT40-ISK25-200S				200	173	3
BT40-ISK32-100S	44	32	53	100	73	2.0
BT40-ISK32-130S				130	103	2.2
BT40-ISK32-160S				160	133	2.2
BT40-ISK32-200S				200	173	3.5



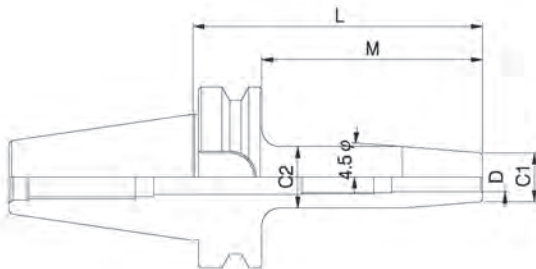
BT燒結式刀柄

BT SINTERED SHANK



AUFNAHMEKÖRPER
GEWUCHTET
G 2.5 25000 min⁻¹

KEGELTOLERANZ
Qualität AT3



形狀寸表法 Dimensions

單位 (Unit) : mm

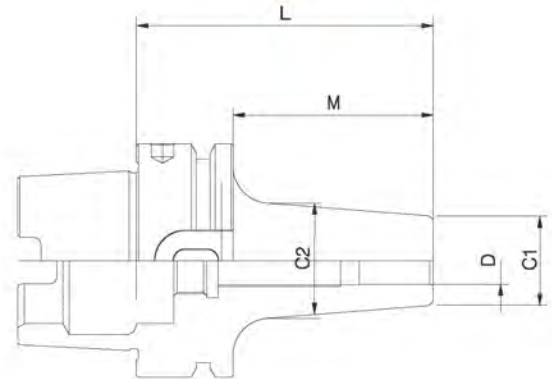
型號 MODEL	C1	D	C2	L1	M	kg	售價
BT50-ISK06-100S	21	6	27	100	62	2.5	
BT50-ISK06-130S				130	92	2.8	
BT50-ISK06-160S				160	122	3.2	
BT50-ISK06-200S				200	162	3.7	
BT50-ISK08-100S	21	8	27	100	62	2.5	
BT50-ISK08-130S				130	92	2.8	
BT50-ISK08-160S				160	122	3.2	
BT50-ISK08-200S				200	162	3.7	
BT50-ISK10-100S	24	10	32	100	62	2.7	
BT50-ISK10-130S				130	92	2.9	
BT50-ISK10-160S				160	122	3.3	
BT50-ISK10-200S				200	162	3.7	
BT50-ISK10-100H	27		34	100	62	2.7	
BT50-ISK12-100S	24	12	32	100	62	2.7	
BT50-ISK12-130S				130	92	3	
BT50-ISK12-160S				160	122	3.4	
BT50-ISK12-200S				200	162	3.7	
BT50-ISK12-100H	27		34	100	62	2.7	
BT50-ISK14-100S	27	14	34	100	62	2.9	
BT50-ISK14-130S				130	92	3.1	
BT50-ISK14-160S				160	122	3.4	
BT50-ISK14-200S				200	162	3.7	
BT50-ISK14-100H	33		42	100	62	2.9	
BT50-ISK16-100S	27	16	34	100	62	2.9	
BT50-ISK16-130S				130	92	3.1	
BT50-ISK16-160S				160	122	3.5	
BT50-ISK16-200S				200	162	3.7	
BT50-ISK16-100H	33		42	100	62	2.9	
BT50-ISK18-100S	33	18	42	100	62	3	
BT50-ISK18-130S				130	92	3.2	
BT50-ISK18-160S				160	122	3.6	
BT50-ISK18-200S				200	162	3.7	
BT50-ISK18-100H	44		53	100	62	3	
BT50-ISK20-100S	33	20	42	100	62	3.1	
BT50-ISK20-130S				130	92	3.3	
BT50-ISK20-160S				160	122	3.6	
BT50-ISK20-200S				200	162	3.7	
BT50-ISK20-100H	44		53	100	62	3.1	
BT50-ISK25-100S	44	25	53	100	62	3.5	
BT50-ISK25-130S				130	92	3.7	
BT50-ISK25-160S				160	122	4	
BT50-ISK25-200S				200	162	3.7	
BT50-ISK32-100S	44	32	53	100	62	3.9	
BT50-ISK32-130S				130	92	4.1	
BT50-ISK32-160S				160	122	4.4	
BT50-ISK32-200S				200	162	3.7	
BT50-ISK32-100H	58		67	110	72	3.5	
BT50-ISK40-120H	78	40	90	120	82	3.9	
BT50-ISK50-120H	78	50	90	120	82	3.4	



C燒結式刀柄

C SINTERED SHANK

AUFNAHMEKÖRPER
GEWUCHTET
G 2.5 25000 min⁻¹



形狀寸表法 Dimensions

單位(Unit):mm

型號 MODEL	C1	D	C2	L1	kg	售價
HSK50-ISK03-60S	3	10	-	9	0.7	
HSK50-ISK04-60S	4	10	-	12	0.7	
HSK50-ISK05-60S	5	10	-	15	0.7	
HSK50-ISK06-80S	6	21	27	36	0.7	
HSK50-ISK06-130S	6	21	27	36	0.8	
HSK50-ISK06-160S	6	21	27	36	1	
HSK50-ISK08-80S	8	21	27	36	0.75	
HSK50-ISK08-130S	8	21	27	36	0.8	
HSK50-ISK08-160S	8	21	27	36	1	
HSK50-ISK10-85S	10	24	32	42	0.8	
HSK50-ISK10-130S	10	24	32	42	0.9	
HSK50-ISK10-160S	10	24	32	42	1.1	
HSK50-ISK12-90S	12	24	32	42	0.8	
HSK50-ISK12-130S	12	24	32	42	0.9	
HSK50-ISK12-160S	12	24	32	47	1.1	
HSK50-ISK14-90S	14	27	34	47	0.9	
HSK50-ISK14-130S	14	27	34	47	1	
HSK50-ISK14-160S	14	27	34	47	1.2	
HSK50-ISK16-95S	16	27	34	50	0.9	
HSK50-ISK16-130S	16	27	34	50	1.1	
HSK50-ISK16-160S	16	27	34	50	1.2	

形狀寸表法 Dimensions

單位(Unit):mm

型號 MODEL	C1	D	C2	L1	kg	售價
HSK63-ISK03-80S	3	10	-	9	1	
HSK63-ISK04-80S	4	10	-	12	1	
HSK63-ISK05-80S	5	10	-	15	1	
HSK63-ISK06-80S	6	21	27	36	1	
HSK63-ISK06-130S	6	21	27	36	1.05	
HSK63-ISK06-160S	6	21	27	36	1.3	
HSK63-ISK08-80S	8	21	27	36	1	
HSK63-ISK08-130S	8	21	27	36	1.05	
HSK63-ISK08-160S	8	21	27	36	1.4	
HSK63-ISK10-85S	10	24	32	42	1	
HSK63-ISK10-130S	10	24	32	42	1.2	
HSK63-ISK10-160S	10	24	32	42	1.5	
HSK63-ISK12-90S	12	24	32	47	1	
HSK63-ISK12-130S	12	24	32	47	1.15	
HSK63-ISK12-160S	12	24	32	47	1.5	
HSK63-ISK14-90S	14	27	34	47	1	
HSK63-ISK14-130S	14	27	34	47	1.25	
HSK63-ISK14-160S	14	27	34	47	1.6	
HSK63-ISK16-95S	16	27	34	50	1	
HSK63-ISK16-130S	16	27	34	50	1.2	
HSK63-ISK16-160S	16	27	34	50	1.7	
HSK63-ISK18-95S	18	33	42	50	1.1	
HSK63-ISK18-130S	18	33	42	50	1.5	
HSK63-ISK18-160S	18	33	42	50	1.8	
HSK63-ISK20-100S	20	33	42	52	1.15	
HSK63-ISK20-130S	20	33	42	52	1.45	
HSK63-ISK20-160S	20	33	42	52	1.8	
HSK63-ISK25-115S	25	44	53	58	1.3	
HSK63-ISK25-130S	25	44	53	58	2	
HSK63-ISK25-160S	25	44	53	58	1.9	
HSK63-ISK32-120S	32	44	53	58	1.6	
HSK63-ISK32-160S	32	44	53	58	1.9	



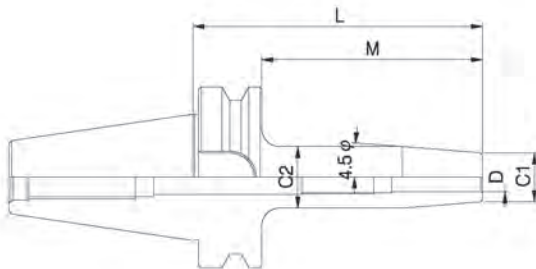
BT燒結式刀柄

BT SINTERED SHANK



AUFNAHMEKÖRPER
GEWUCHTET
G 2.5 25000 min⁻¹

KEGELTOLERANZ
Qualität AT3



形狀寸表法 Dimensions

單位 (Unit) : mm

型號 MODEL	C1	D	C2	L1	M	kg	售價
BT50-ISK06-100S	21	6	27	100	62	2.5	
BT50-ISK06-130S				130	92	2.8	
BT50-ISK06-160S				160	122	3.2	
BT50-ISK06-200S				200	162	3.7	
BT50-ISK08-100S	21	8	27	100	62	2.5	
BT50-ISK08-130S				130	92	2.8	
BT50-ISK08-160S				160	122	3.2	
BT50-ISK08-200S				200	162	3.7	
BT50-ISK10-100S	24	10	32	100	62	2.7	
BT50-ISK10-130S				130	92	2.9	
BT50-ISK10-160S				160	122	3.3	
BT50-ISK10-200S				200	162	3.7	
BT50-ISK10-100H	27		34	100	62	2.7	
BT50-ISK12-100S	24	12	32	100	62	2.7	
BT50-ISK12-130S				130	92	3	
BT50-ISK12-160S				160	122	3.4	
BT50-ISK12-200S				200	162	3.7	
BT50-ISK12-100H	27		34	100	62	2.7	
BT50-ISK14-100S	27	14	34	100	62	2.9	
BT50-ISK14-130S				130	92	3.1	
BT50-ISK14-160S				160	122	3.4	
BT50-ISK14-200S				200	162	3.7	
BT50-ISK14-100H	33		42	100	62	2.9	
BT50-ISK16-100S	27	16	34	100	62	2.9	
BT50-ISK16-130S				130	92	3.1	
BT50-ISK16-160S				160	122	3.5	
BT50-ISK16-200S				200	162	3.7	
BT50-ISK16-100H	33		42	100	62	2.9	
BT50-ISK18-100S	33	18	42	100	62	3	
BT50-ISK18-130S				130	92	3.2	
BT50-ISK18-160S				160	122	3.6	
BT50-ISK18-200S				200	162	3.7	
BT50-ISK18-100H	44		53	100	62	3	
BT50-ISK20-100S	33	20	42	100	62	3.1	
BT50-ISK20-130S				130	92	3.3	
BT50-ISK20-160S				160	122	3.6	
BT50-ISK20-200S				200	162	3.7	
BT50-ISK20-100H	44		53	100	62	3.1	
BT50-ISK25-100S	44	25	53	100	62	3.5	
BT50-ISK25-130S				130	92	3.7	
BT50-ISK25-160S				160	122	4	
BT50-ISK25-200S				200	162	3.7	
BT50-ISK32-100S	44	32	53	100	62	3.9	
BT50-ISK32-130S				130	92	4.1	
BT50-ISK32-160S				160	122	4.4	
BT50-ISK32-200S				200	162	3.7	
BT50-ISK32-100H	58		67	110	72	3.5	
BT50-ISK40-120H	78	40	90	120	82	3.9	
BT50-ISK50-120H	78	50	90	120	82	3.4	