


益詮切削刀具

ECHAINTOOL Cutting Tools
ECHAINTOOL Cutting Tools



CHAIN®



中心出水系列

COOLANT THRU SPINDLE SERIES



Our web



益詮精密股份有限公司 ECHAINTOOL PRECISION CO., LTD.

外徑中心出水車刀 Centre Coolant Fed Clamp Tool Holder

已通過美國發明專利
U.S. patent.



30 Bar Mini
300 Bar Max

全球獨步下壓板引導式水孔
Globally stepped down platen-type water hole.



可由刀架側面及刀架下方皆可接入高壓水管

High pressure water pipes can be accessed from the side of the tool holder or under the tool holder.

- ◆ 近距離噴射中心出水，強效降低切削所產生的熱能
Close-range center jetting water, strengthen the heat energy generated during cutting.
- ◆ 高壓出水加強斷屑效果，使排屑順暢，避免捲屑問題
High-pressure effluent strengthens the chip breaking effect.
- ◆ 中心銷精準定位，大壓板加強固定
Screw of shim precise positioning, large clamp to strengthen.
- ◆ 可承受輕、中、重切削加工，尺寸穩定
Precision positioning for light cutting, medium cutting, heavy cutting.



雙向直噴水孔系列

Two-way direct injection water hole series.



CNMG120404/08-IO-ECP200

適用材質
Processing on

合金鋼
Alloy Steel



TNMG160404/08-IO-ECP200

不鏽鋼
Stainless Steel



WNMG080404/08-IO-ECP200

鑄鐵
Cast Iron

外徑中心出水車刀 Centre Coolant Fed Clamp Tool Holder

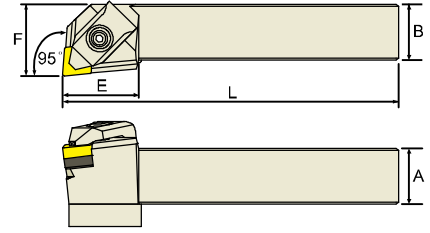
HCLN

75°



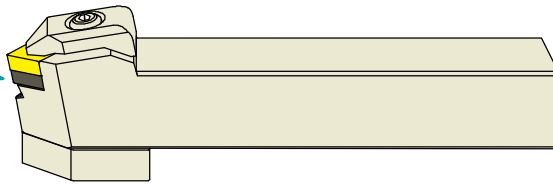
產品型號 Model No	柄徑 AxB Shank Dia	全長 L O.A.L	加工深度 E Processing Depth	刀尖距離 F Tip Distance
HCLNR/L-2525M12	25 x 25	150	34	32

◆ 刀片 Insert : CN□□1204□□



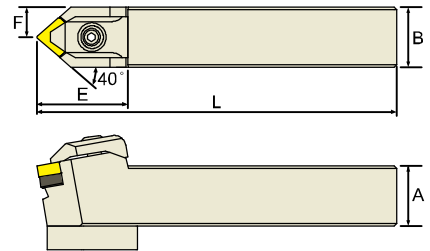
HCMN

75°



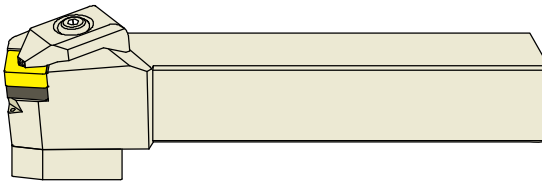
產品型號 Model No	柄徑 AxB Shank Dia	全長 L O.A.L	加工深度 E Processing Depth	刀尖距離 F Tip Distance
HCMNN-2525M12	25 x 25	150	38	12.5

◆ 刀片 Insert : CN□□1204□□



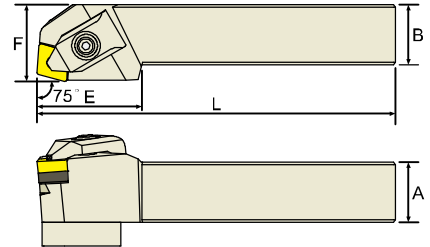
HCRN

95°



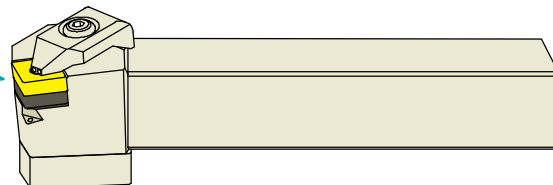
產品型號 Model No	柄徑 AxB Shank Dia	全長 L O.A.L	加工深度 E Processing Depth	刀尖距離 F Tip Distance
HCRNR/L-2525M12	25 x 25	150	44	32

◆ 刀片 Insert : CN□□1204□□



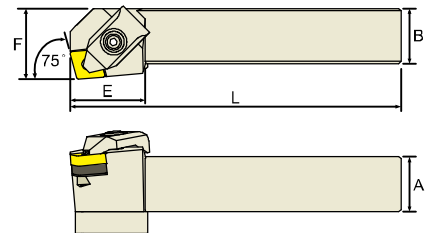
HCKN

40°



產品型號 Model No	柄徑 AxB Shank Dia	全長 L O.A.L	加工深度 E Processing Depth	刀尖距離 F Tip Distance
HCKNR/L-2525M12	25 x 25	150	34	32

◆ 刀片 Insert : CN□□1204□□





外徑中心出水車刀 Centre Coolant Fed Clamp Tool Holder

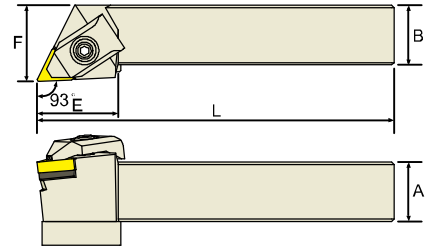
HTJN

93°



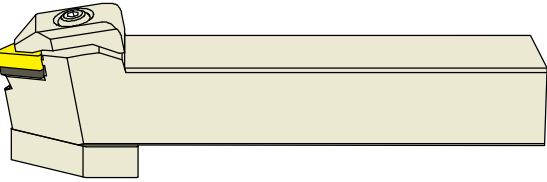
產品型號 Model No	柄徑 AxB Shank Dia	全長 L O.A.L	加工深度 E Processing Depth	刀尖距離 F Tip Distance
HTJNR/L-2525M16	25 x 25	150	34	32

◆ 刀片 Insert : TN□□1604□□



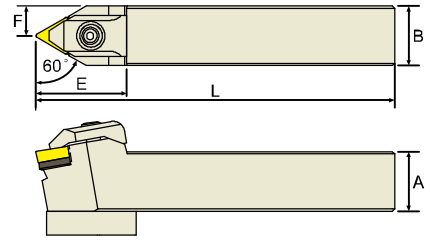
HTEN

60°



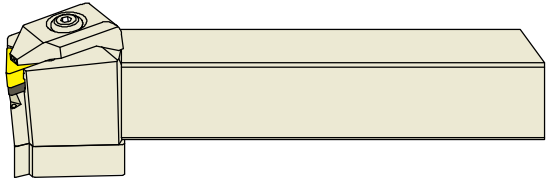
產品型號 Model No	柄徑 AxB Shank Dia	全長 L O.A.L	加工深度 E Processing Depth	刀尖距離 F Tip Distance
HTENN-2525M16	25 x 25	150	38	12.5

◆ 刀片 Insert : TN□□1604□□



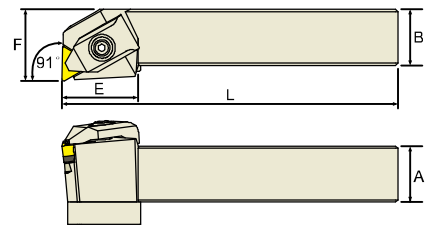
HTFN

91°



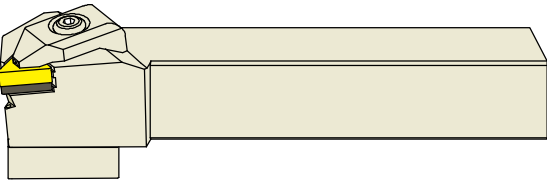
產品型號 Model No	柄徑 AxB Shank Dia	全長 L O.A.L	加工深度 E Processing Depth	刀尖距離 F Tip Distance
HTFNR/L-2525M16	25 x 25	150	34	32

◆ 刀片 Insert : CN□□1604□□



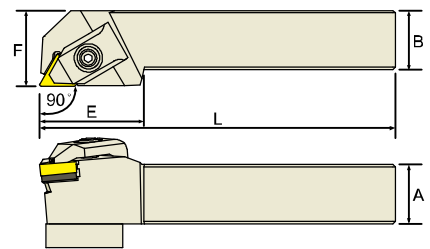
HTGN

90°



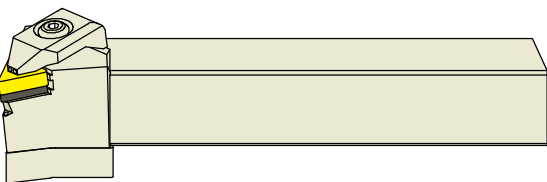
產品型號 Model No	柄徑 AxB Shank Dia	全長 L O.A.L	加工深度 E Processing Depth	刀尖距離 F Tip Distance
HTGNR/L-2525M16	25 x 25	150	44	32

◆ 刀片 Insert : CN□□1604□□



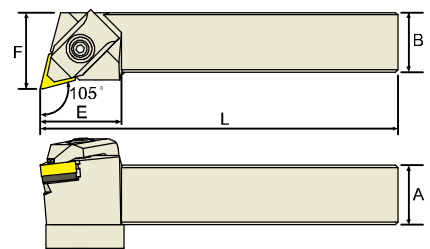
HTQN

105°



產品型號 Model No	柄徑 AxB Shank Dia	全長 L O.A.L	加工深度 E Processing Depth	刀尖距離 F Tip Distance
HTQNR/L-2525M16	25 x 25	150	34	32

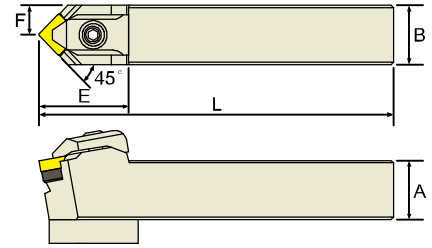
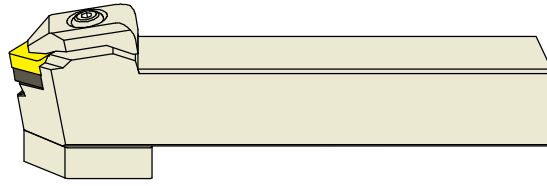
◆ 刀片 Insert : CN□□1604□□



外徑中心出水車刀 Centre Coolant Fed Clamp Tool Holder

HSDN

45°

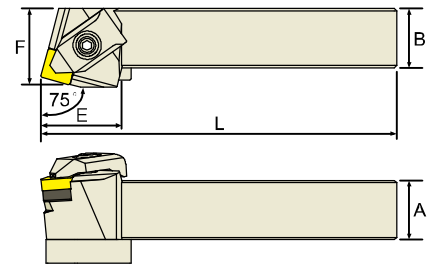
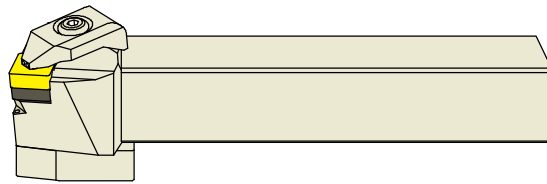


產品型號 Model No	柄徑 AxB Shank Dia	全長 L O.A.L	加工深度 E Processing Depth	刀尖距離 F Tip Distance
HSDNN-2525M12	25 x 25	150	38	12.5

◆ 刀片 Insert : SN□□1204□□

HSBN

75°

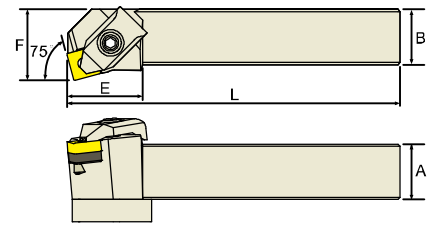
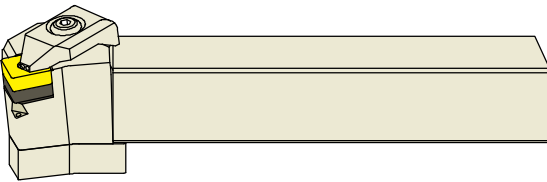


產品型號 Model No	柄徑 AxB Shank Dia	全長 L O.A.L	加工深度 E Processing Depth	刀尖距離 F Tip Distance
HSBNR/L2525M12	25 x 25	150	34	32

◆ 刀片 Insert : SN□□1204□□

HSKN

75°

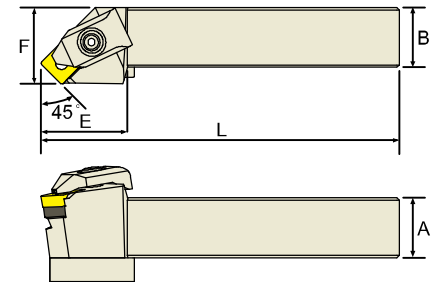
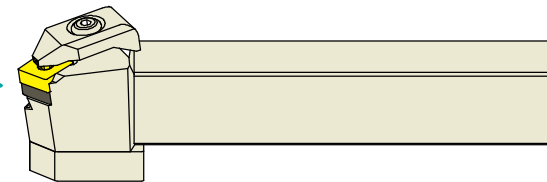


產品型號 Model No	柄徑 AxB Shank Dia	全長 L O.A.L	加工深度 E Processing Depth	刀尖距離 F Tip Distance
HSKNR/L2525M12	25 x 25	150	34	32

◆ 刀片 Insert : SN□□1204□□

HSSN

45°



產品型號 Model No	柄徑 AxB Shank Dia	全長 L O.A.L	加工深度 E Processing Depth	刀尖距離 F Tip Distance
HSSNR/L-2525M12	25 x 25	150	36	32

◆ 刀片 Insert : SN□□1204□□

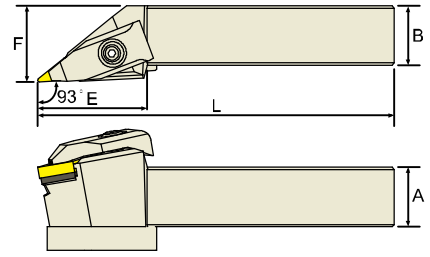
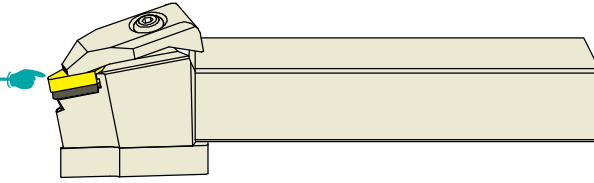




外徑中心出水車刀 Centre Coolant Fed Clamp Tool Holder

HVJN

93°

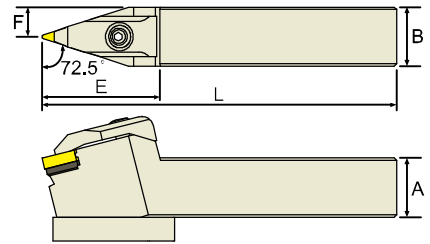
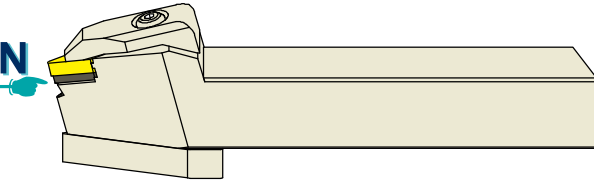


產品型號 Model No	柄徑 AxB Shank Dia	全長 L O.A.L	加工深度 E Processing Depth	刀尖距離 F Tip Distance
HVJNR/L-2525M16	25 x 25	150	46	32

◆ 刀片 Insert : VN□□1604□□

HVVNN

72.5°

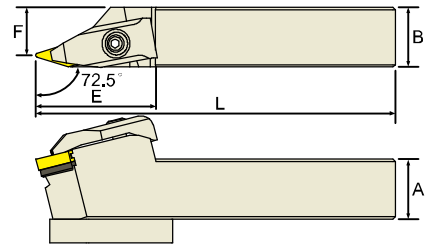
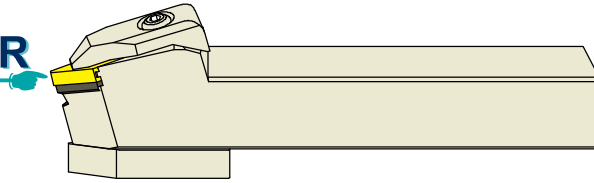


產品型號 Model No	柄徑 AxB Shank Dia	全長 L O.A.L	加工深度 E Processing Depth	刀尖距離 F Tip Distance
HVVNN-2525M16	25 x 25	150	50	12.5

◆ 刀片 Insert : VN□□1604□□

HVVNR

72.5°

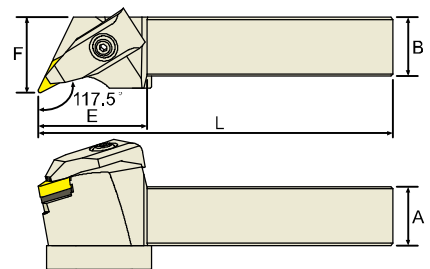
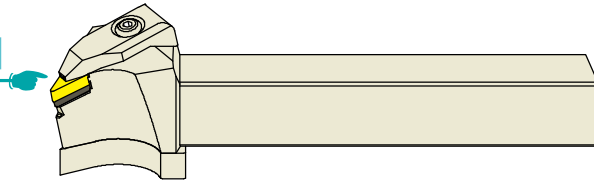


產品型號 Model No	柄徑 AxB Shank Dia	全長 L O.A.L	加工深度 E Processing Depth	刀尖距離 F Tip Distance
HVVNR/L-2525M16	25 x 25	150	50	20

◆ 刀片 Insert : VN□□1604□□

HVQN

117.5°



產品型號 Model No	柄徑 AxB Shank Dia	全長 L O.A.L	加工深度 E Processing Depth	刀尖距離 F Tip Distance
HVQNR/L-2525M16	25 x 25	150	46	32

◆ 刀片 Insert : VN□□1604□□

外徑中心出水車刀 Centre Coolant Fed Clamp Tool Holder

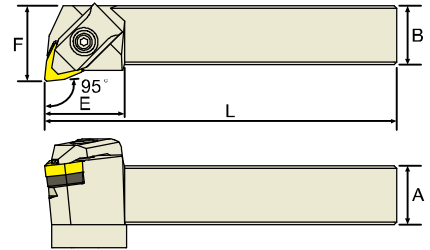
HWLN

95°




產品型號 Model No	柄徑 AxB Shank Dia	全長 L O.A.L	加工深度 E Processing Depth	刀尖距離 F Tip Distance
HWLN/L-2525M08	25 x 25	150	34	32

◆ 刀片 Insert : WN□□0804□□



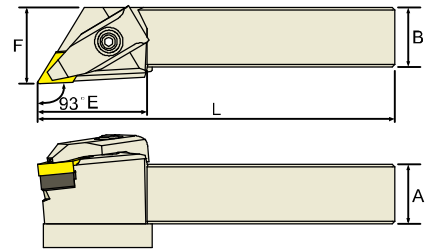
HDJN

93°



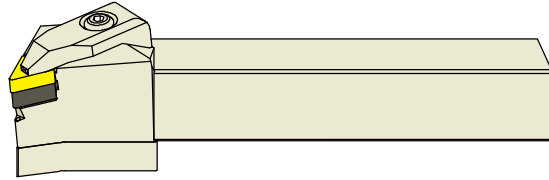
產品型號 Model No	柄徑 AxB Shank Dia	全長 L O.A.L	加工深度 E Processing Depth	刀尖距離 F Tip Distance
HDJNR/L-2525M15	25 x 25	150	36	32

◆ 刀片 Insert : DN□□1504□□



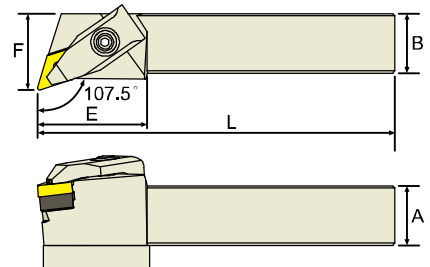
HDQN

107.5°



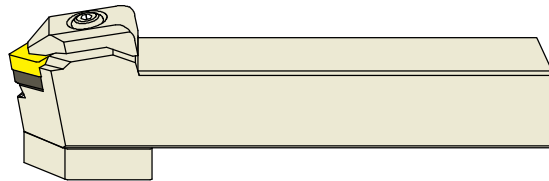
產品型號 Model No	柄徑 AxB Shank Dia	全長 L O.A.L	加工深度 E Processing Depth	刀尖距離 F Tip Distance
HDQNR/L2525M15	25 x 25	150	46	32

◆ 刀片 Insert : DN□□1504□□



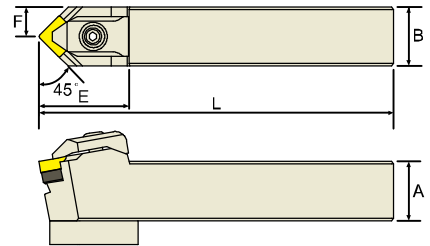
HDNN

45°



產品型號 Model No	柄徑 AxB Shank Dia	全長 L O.A.L	加工深度 E Processing Depth	刀尖距離 F Tip Distance
HDNNN-2525M15	25 x 25	150	50	12.5

◆ 刀片 Insert : DN□□1504□□



模具鋼抗震刀柄中心出水內徑車刀

Alloy Tool Steel Shank Central Coolant With Oil Hole Boring Bar

中心出水式 Central coolant

中心出水加強冷卻降溫及排屑效果

Strengthen the cooling and chip removal effect

有效提升刀片加工壽命

Improve insert processing life efficiently.

可四倍抗震

It's Quadruple Seismic Performance

- ◆ 高鋼性SKD61材質
High Rigid SKD61 material.
- ◆ 中心出水方式可加強冷卻及排屑效果
Central coolant system, strengthen the cooling and chip removal effect.
- ◆ 有效提升刀片加工壽命
Improve insert processing life effectively.

改善一般外徑出水無法沖至刀尖缺點
提升刀片加工壽命，可強制排出鐵屑
避免因捲屑導致的刀具損壞

The advanced design of the coolant hole can enhance the stability of the inserts by helping the chip discharge effectively and the coolant can reach the top edge of the inserts.

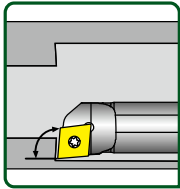
With less chip, the holder itself can avoid the damage caused by the stuck chip.



模具鋼抗震刀柄中心出水內徑車刀 Alloy Tool Steel Shank Central Coolant With Oil Hole Boring Bar

SCLC

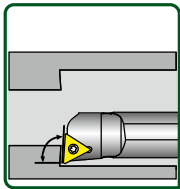
95°



產品型號 Model No	加工徑 ØB Min. Bore Dia.	柄徑 D Shank Dia	刀尖距離 F Tip Distance	全長 L O.A.L	刀片 Insert
H08K-SCLCR/L06-10-O	10	8	5.5	125	CN□□0602□□
H10K-SCLCR/L06-12-O	12	10	6	125	CN□□0602□□
H12M-SCLCR/L06-14-O	14	12	7	150	CN□□0602□□
H12M-SCLCR09-16-O	16	12	8.5	150	CN□□09T3□□
H16Q-SCLCR/L09-18-O	18	16	9	180	CN□□09T3□□
H20R-SCLCR/L09-22-O	22	20	11	200	CN□□09T3□□
H25R-SCLCR/L09-O	32	25	17	200	CN□□09T3□□

STUP

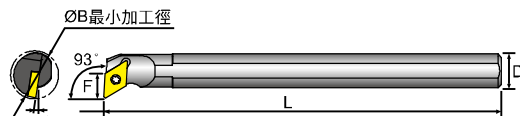
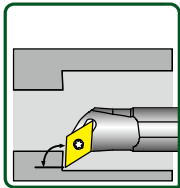
93°



產品型號 Model No	加工徑 ØB Min. Bore Dia.	柄徑 D Shank Dia	刀尖距離 F Tip Distance	全長 L O.A.L	刀片 Insert
H08K-STUPR/L08-10-O	10	8	5.5	125	TP□□0802□□
H08K-STUPR/L09-10-O	10	8	5.5	125	TP□□0902□□
H10K-STUPR/L09-12-O	12	10	6	125	TP□□0902□□
H12M-STUPR/L09-14-O	14	12	7	150	TP□□0902□□
H10K-STUPR/L11-12-O	12	10	6	125	TP□□1103□□
H12M-STUPR/L11-14-O	14	12	7	150	TP□□1103□□
H16Q-STUPR/L11-18-O	18	16	9	180	TP□□1103□□
H20R-STUPR/L11-22-O	22	20	11	200	TP□□1103□□
H25R-STUPRP/L11-28-O	28	25	14	200	TP□□1103□□

SDUC

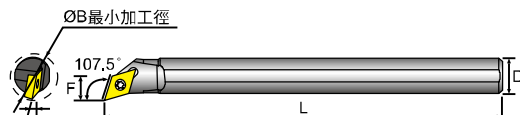
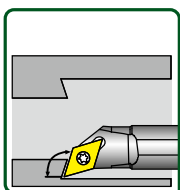
93°



產品型號 Model No	加工徑 ØB Min. Bore Dia.	柄徑 D Shank Dia	刀尖距離 F Tip Distance	全長 L O.A.L	刀片 Insert
H10K-SDUCR/L07-O	14	10	8	125	DC□□0702□□
H12M-SDUCR/L07-O	16	12	9	150	DC□□0702□□
H16Q-SDUCR/L07-O	20	16	11	180	DC□□0702□□
H16Q-SDUCR/L11-O	20	16	11	180	DC□□11T3□□
H20R-SDUCR/L11-O	25	20	13	200	DC□□11T3□□
H25R-SDUCR/L11-O	32	25	17	200	DC□□11T3□□

SDQC

107.5°



產品型號 Model No	加工徑 ØB Min. Bore Dia.	柄徑 D Shank Dia	刀尖距離 F Tip Distance	全長 L O.A.L	刀片 Insert
H10K-SDQCR/L07-O	13	10	7	125	DC□□0702□□
H12M-SDQCR/L07-O	16	12	9	150	DC□□0702□□
H16Q-SDQCR/L07-O	20	16	11	180	DC□□0702□□
H16Q-SDQCR/L11-O	20	16	11	180	DC□□11T3□□
H20R-SDQCR/L11-O	25	20	13	200	DC□□11T3□□
H25R-SDQCR/L11-O	32	25	17	200	DC□□11T3□□

內徑中心出水車刀 Central Coolant Boring Bar

09



CN



TN



DN

■ 模具鋼抗震刀柄中心出水 微小徑內孔加工車刀

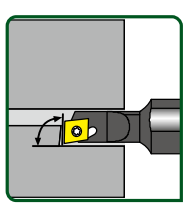
Alloy Tool Steel Shank Mini Boring Bar
Central Coolant With Oil Hole Boring Bar

改善一般外徑出水無法沖至刀尖缺點，提升刀片加工壽命
可強制排出鐵屑，避免因捲屑導致的刀具損壞。

The advanced design of the coolant hole can enhance the stability of the inserts by helping the chip discharge effectively and the coolant can reach the top edge of the inserts. With less chip, the holder itself can avoid the damage caused by the stuck chip.

SCLC

95°

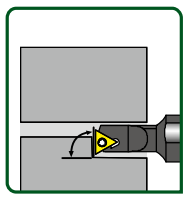


產品型號 Model No	加工徑 ØB Min. Bore Dia.	D	d	F	H	L	L1
A0608H-SCLCR/L06	8	8	7	4	7	100	25
A0810J-SCLCR/L06	12	10	8	6	9	110	32
A1012K-SCLCR/L06	14	12	10	7	11	125	38
A1216M-SCLCR/L06	18	16	12	9	15	150	50

◆ 刀片 Insert : CC□□0602□□

STFC

91°

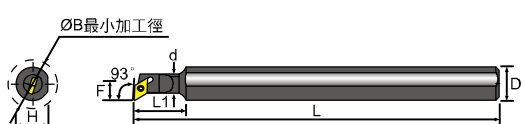
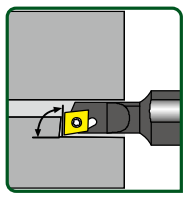


產品型號 Model No	加工徑 ØB Min. Bore Dia.	D	d	F	H	L	L1
A0810J-STFCR/L11	14	8	7	7	9	110	32
A1012K-STFCR/L11	18	10	9	9	11	125	38
A1216M-STFCR/L11	22	12	11	11	15	150	50

◆ 刀片 Insert : TC□□1102□□

SDUC

93°

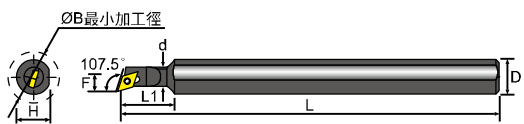
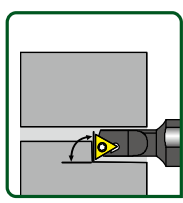


產品型號 Model No	加工徑 ØB Min. Bore Dia.	D	d	F	H	L	L1
A0810J-SDUCR/L07	12.5	10	8	5	9	110	22
A1012K-SDUCR/L07	15.5	12	10	9	11	125	28
A1216M-SDUCR/L07	19.5	16	12	5	15	150	36

◆ 刀片 Insert : DC□□0702□□

SDQC

107.5°



產品型號 Model No	加工徑 ØB Min. Bore Dia.	D	d	F	H	L	L1
A0810J-SDQCR/L07	14	10	8	7	9	110	22
A1012K-SDQCR/L07	18	12	10	9	11	125	28
A1216M-SDQCR/L07	22	16	12	11	15	150	36

◆ 刀片 Insert : DC□□0702□□

10



CN



TN



DN

模具鋼抗震刀柄壓板固定式中心出水內徑車刀

Alloy Tool Steel Shank top clamping Central Coolant With Oil Hole Boring Bar

四倍抗震 It's Quadruple Seismic Performance

中心出水設計

Central coolant With Oil Hole design

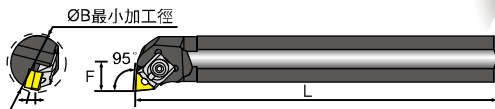
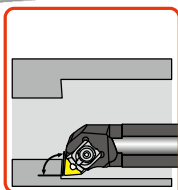
中心出水加強冷卻降溫及排屑效果，有效提升刀片加工壽命
Strengthen the cooling and chip removal effect, Improve insert processing life efficiently.



壓板固定式中心出水內徑車刀 Alloy Tool Steel Shank top clamping Central Coolant With Oil Hole Boring Bar

ECLN · MCLN

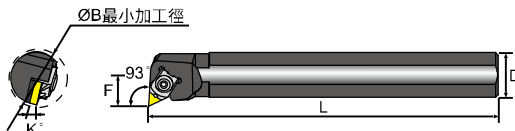
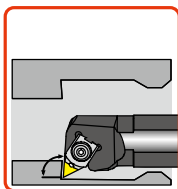
95°



產品型號 Model No	加工徑 ØB Min. Bore Dia.	柄徑 D Shank Dia.	刀尖距離 F Tip Distance	全長 L O.A.L.	刀片 Insert
H32S-ECLNR/L12-O	40	32	22	250	CN□□1204□□
H32U-ECLNR/L12-O	40	32	22	250	CN□□1204□□
H20R-MCLNR/L09-O	25	20	13	200	CN□□0903□□
H20R-MCLNR/L12-O	25	20	13	200	CN□□1204□□
H25R-MCLNR/L12-O	32	25	17	200	CN□□1204□□
H32S-MCLNR/L12-O	40	32	22	250	CN□□1204□□
H32U-MCLNR/L12-O	40	32	22	350	CN□□1204□□

ETUN · MTUN

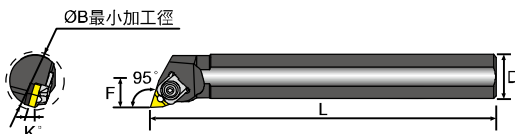
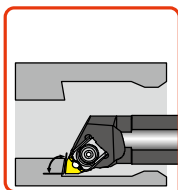
93°



產品型號 Model No	加工徑 ØB Min. Bore Dia.	柄徑 D Shank Dia.	刀尖距離 F Tip Distance	全長 L O.A.L.	刀片 Insert
H25R-ETUNR/L16-O	32	25	17	200	TN□□1604□□
H25T-ETUNR/L16-O	32	25	17	300	TN□□1604□□
H32S-ETUNR/L16-O	40	32	22	250	TN□□1604□□
H32U-ETUNR/L16-O	40	32	22	350	TN□□1604□□
H16Q-MTUNR/L16A-O	22	16	11	180	TN□□1604□□
H20R-MTUNR/L16-O	25	20	13	200	TN□□1604□□
H20R-MTUNR/L16A-O	25	20	13	200	TN□□1604□□
H25R-MTUNR/L16-O	32	25	17	200	TN□□1604□□
H25R-MTUNR/L16A-O	32	25	17	200	TN□□1604□□
H32S-MTUNR/L16A-O	40	32	22	250	TN□□1604□□
H40T-MTUNR/L16A-O	50	40	27	300	TN□□1604□□
H50U-MTUNR/L16A-O	63	50	35	350	TN□□1604□□

EWLN · MWLN

95°



產品型號 Model No	加工徑 ØB Min. Bore Dia.	柄徑 D Shank Dia.	刀尖距離 F Tip Distance	全長 L O.A.L.	刀片 Insert
H20R-EWLNR/L06-O	25	20	13	200	WN□□0604□□
H25R-EWLNR/L08-O	32	25	17	200	WN□□0804□□
H25R-EWLNR/L08-O	32	25	17	200	WN□□0804□□
H25T-EWLNR/L08-O	32	25	17	300	WN□□0804□□
H32S-EWLNR/L08-O	40	32	22	250	WN□□0804□□
H32U-EWLNR/L08-O	40	32	22	350	WN□□0804□□
H20R-MWLN/L08-O	25	20	13	200	WN□□0804□□
H25R-MWLN/L08-O	32	25	17	200	WN□□0804□□
H32S-MWLN/L08-O	40	32	22	250	WN□□0804□□

11



CN

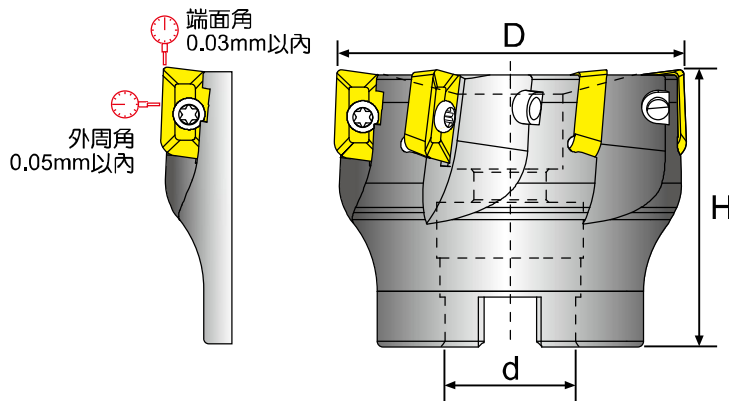


TN



WN

EAX中心出水型平面銑刀盤 EAX High Speed Milling Cutter



刀片安裝後其精度保證
端面刃在0.03mm以內
外周刃在0.05mm以內

Tolerance after install
insert face within 0.03mm,
peripheral within 0.05mm.

標準型 Standardtype

產品型號 Model No	D	H	d	INO	刀片 Insert
EAX2040RB-O	40	40	16	6	AX□□1235□□
EAX2050RB-O	50	40	22	7	AX□□1235□□
EAX2063RB-O	63	40	22	8	AX□□1235□□
EAX3040RB-O	40	40	16	4	AX□□1705□□
EAX3050RB-O	50	40	22	5	AX□□1705□□
EAX3063RB-O	63	40	22	6	AX□□1705□□
EAX3080RA-O	80	50	25.4	4	AX□□1705□□
EAX3100RA-O	100	63	31.75	5	AX□□1705□□
EAX3125RA-O	125	63	38.1	6	AX□□1705□□

益詮牌泛用型中心出水平面銑刀盤

ECHAINTOOL brand universal type center coolant surface milling cutter

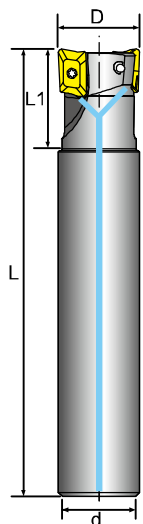
- ◆ 有效降低刃口溫度、提升排屑效能
Effectively reduce cutting edge temperature, improve chip removal evacuation efficiency.
- ◆ 延長刀盤及刀片使用壽命
Extend the life of the cutter head and insert.



多刃型 Multi-Blade

產品型號 Model No	D	H	d	INO	刀片 Insert
EAXF3080RA-O	80	50	25.4	7	AX□□1705□□
EAXF3080RB-O	80	50	27	7	AX□□1705□□
EAXF3100RA-O	100	63	31.75	8	AX□□1705□□
EAXF3100RB-O	100	63	32	8	AX□□1705□□
EAXF3125RA-O	100	63	38.1	9	AX□□1705□□

EAX中心出式端銑刀 EDX Central Coolant End Mill



EAX 20-O Series



EAX 30-O Series



產品型號 Model No	D	d	L	L1	INO	刀片 Insert
EAX2014E-80-O	14	16	80	25	1	AX□□1235□□
EAX2016E-100-O	16	16	100	25	2	AX□□1235□□
EAX2018E-100-O	18	16	100	25	2	AX□□1235□□
EAX2020E-100-2T-O	20	20	100	30	2	AX□□1235□□
EAX2020E-110-O	20	20	110	30	3	AX□□1235□□
EAX2022E-110-O	22	20	110	30	3	AX□□1235□□
EAX2025E-120-O	25	25	120	35	4	AX□□1235□□
EAX2028E-120-O	28	25	120	35	4	AX□□1235□□
EAX2030E-120-O	30	25	120	35	4	AX□□1235□□
EAX2032E-130-O	32	32	130	40	5	AX□□1235□□
EAX2040E-150-O	40	32	150	30	6	AX□□1235□□
EAX2050E-150-O	50	32	150	30	7	AX□□1235□□
EAX2063E-150-O	63	32	150	30	8	AX□□1235□□
EAX2014EL-120-O	14	16	120	25	1	AX□□1235□□
EAX2016EL-145-O	16	16	145	25	2	AX□□1235□□
EAX2018EL-145-O	18	16	145	25	2	AX□□1235□□
EAX2020EL-150-O	20	20	150	40	3	AX□□1235□□
EAX2022EL-150-O	22	20	150	30	3	AX□□1235□□
EAX2025EL-170-O	25	25	170	50	4	AX□□1235□□
EAX2026EL-200-O	26	25	200	50	4	AX□□1235□□
EAX2028EL-170-O	28	25	170	30	4	AX□□1235□□
EAX2030EL-170-O	30	25	170	30	4	AX□□1235□□
EAX2032EL-180-O	32	32	180	60	5	AX□□1235□□
EAX2040EL-180-O	40	32	180	30	6	AX□□1235□□
EAX2040EL-180-6T-O	40	32	180	30	6	AX□□1235□□
產品型號 Model No	D	d	L	L1	INO	刀片 Insert
EAX3025E-20-120-O	25	20	120	35	2	AX□□1705□□
EAX3025E-120-O	25	25	120	35	2	AX□□1705□□
EAX3028E-120-O	28	25	120	35	2	AX□□1705□□
EAX3030E-130-O	30	25	130	40	3	AX□□1705□□
EAX3032E-25-130-O	32	25	130	40	3	AX□□1705□□
EAX3032E-130-O	32	32	130	40	3	AX□□1705□□
EAX3035E-130-O	35	32	130	40	3	AX□□1705□□
EAX3040E-170-O	40	32	170	50	4	AX□□1705□□
EAX3050E-170-O	50	32	170	50	5	AX□□1705□□
EAX3063E-170-O	63	32	170	50	6	AX□□1705□□
EAX3050ES-135-O	50	32	135	25	5	AX□□1705□□
EAX3050ES-42-135-O	50	42	135	25	5	AX□□1705□□
EAX3063ES-135-O	63	32	135	25	6	AX□□1705□□
EAX3063ES-42-135-O	63	42	135	25	6	AX□□1705□□
EAX3025EL-170-O	25	25	170	50	2	AX□□1705□□
EAX3028EL-170-O	28	25	170	50	2	AX□□1705□□
EAX3030EL-180-O	30	25	180	60	2	AX□□1705□□
EAX3030EL-O-3T	30	25	180	60	3	AX□□1705□□
EAX3032EL-180-O	32	32	180	60	2	AX□□1705□□
EAX3035EL-180-O	35	32	180	60	3	AX□□1705□□
EAX3040EL-220-O	40	32	220	80	2	AX□□1705□□
EAX3050ES-C-42-135-O	50	42	135	25	3	AX□□1705□□

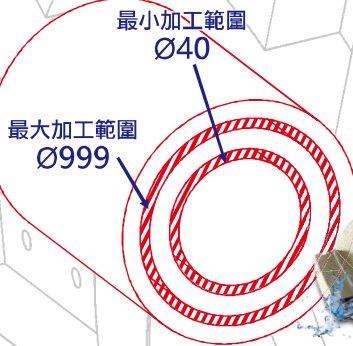
出水端面切槽刀 Face Grooving With Coolant

HOGR series




專利新品 Patent new product

- ◆ 不用拆裝刀座，可快速定位使用
Didn't need to dismounting the tool block.
- ◆ 可做內徑端面切槽
Can faster positioning to use can make internal face grooving.



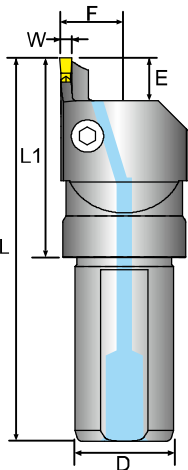
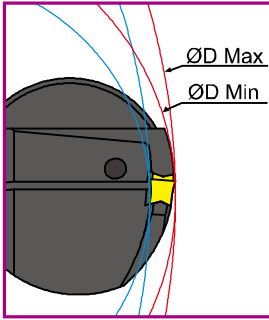
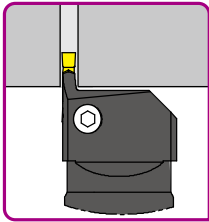
中心出水設計
Coolant Thru Spindle Design



不必再費時拆刀座了!!
Don't Need To Change The Block Again!

出水端面切槽刀 Face Grooving With Coolant

HOCR



產品型號 Model No	加工範圍 Range ØD	D	E	F	L	L1	W	刀片 Insert
HOCR32M-2934-4T14	29~34	32	14	21	125	65	4	ECH400
HOCR32M-2934-4T25	29~34	32	25	21	125	65	4	ECH400
HOCR32M-2935-3T12	29~35	32	12	21	125	65	3	ECH300
HOCR32M-2935-3T20	29~35	32	20	21	125	65	3	ECH300
HOCR32M-3540-3T12	35~40	32	12	21	125	65	3	ECH300
HOCR32M-3540-3T20	35~40	32	20	21	125	65	3	ECH300
HOCR32M-4050-3T12	40~50	32	12	21	125	65	3	ECH300
HOCR32M-4050-3T20	40~50	32	20	21	125	65	3	ECH300
HOCR32M-4050-4T14	40~50	32	14	21	125	65	4	ECH400
HOCR32M-4050-4T25	40~50	32	25	21	125	65	4	ECH400
HOCR32M-4050-5T14	40~50	32	14	21	125	65	5	ECH500
HOCR32M-4050-5T25	40~50	32	25	21	125	65	5	ECH500
HOCR32M-5060-3T12	50~60	32	12	21	125	65	3	ECH300
HOCR32M-5060-3T20	50~60	32	20	21	125	65	3	ECH300
HOCR32M-5060-4T14	50~60	32	14	21	125	65	4	ECH400
HOCR32M-5060-4T25	50~60	32	25	21	125	65	4	ECH400
HOCR32M-5060-5T14	50~60	32	14	21	125	65	5	ECH500
HOCR32M-5060-5T25	50~60	32	25	21	125	65	5	ECH500
HOCR32M-6075-3T12	60~75	32	12	21	125	65	3	ECH300
HOCR32M-6075-3T20	60~75	32	20	21	125	65	3	ECH300
HOCR32M-6085-4T14	60~85	32	14	21	125	65	4	ECH400
HOCR32M-6085-4T25	60~85	32	25	21	125	65	4	ECH400
HOCR32M-6085-5T14	60~85	32	14	21	125	65	5	ECH500
HOCR32M-6085-5T25	60~85	32	25	21	125	65	5	ECH500
HOCR32M-75100-3T12	75~100	32	12	21	125	65	3	ECH300
HOCR32M-75100-3T20	75~100	32	20	21	125	65	3	ECH300
HOCR32M-85125-4T14	85~125	32	14	21	125	65	4	ECH400
HOCR32M-85125-4T25	85~125	32	25	21	125	65	4	ECH400
HOCR32M-85125-5T14	85~125	32	14	21	125	65	5	ECH500
HOCR32M-85125-5T25	85~125	32	25	21	125	65	5	ECH500
HOCR32M-100150-3T12	100~150	32	12	21	125	65	3	ECH300
HOCR32M-100150-3T20	100~150	32	20	21	125	65	3	ECH300
HOCR32M-125200-4T14	125~200	32	14	21	125	65	4	ECH400
HOCR32M-125200-4T25	125~200	32	25	21	125	65	4	ECH400
HOCR32M-125200-5T14	125~200	32	14	21	125	65	5	ECH500
HOCR32M-125200-5T25	125~200	32	25	21	125	65	5	ECH500
HOCR32M-135200-3T12	135~200	32	12	21	125	65	3	ECH300
HOCR32M-135200-3T20	135~200	32	20	21	125	65	3	ECH300
HOCR32M-180250-3T12	180~250	32	12	21	125	65	3	ECH300
HOCR32M-180250-3T20	180~250	32	20	21	125	65	3	ECH300
HOCR32M-180280-4T14	180~280	32	14	21	125	65	4	ECH400
HOCR32M-180280-4T25	180~280	32	25	21	125	65	4	ECH400
HOCR32M-180280-5T14	180~280	32	14	21	125	65	5	ECH500
HOCR32M-180280-5T25	180~280	32	25	21	125	65	5	ECH500
HOCR32M-250999-4T14	250~999	32	14	21	125	65	4	ECH400
HOCR32M-250999-4T25	250~999	32	25	21	125	65	4	ECH400
HOCR32M-250999-5T14	250~999	32	14	21	125	65	5	ECH500
HOCR32M-250999-5T25	250~999	32	20	21	125	65	5	ECH500



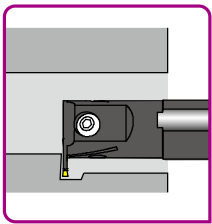
內徑出水開槽刀 Internal Grooving With Coolant



HOZR Series

- ◆ 內徑中心出水設計，降溫排屑良好
Internal coolant system for cooling and chip disposal.
- ◆ 模具鋼刀架材質，增強四倍抗震
Die steel cutter saddle for enhancing quadruple anti-rumble.
- ◆ 延長刀具壽命、節省加工成本
Increasing service life of tools, lowering the cost of processing.

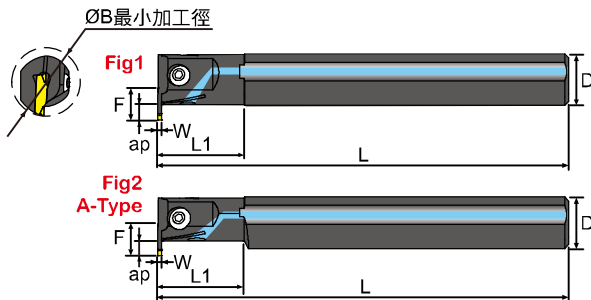
**中心出水設計
Coolant Thru Spindle Design**



16

HOZR

ECH



產品型號 Model No	圖解 Fig	加工徑 ØB Min. Bore Dia.	ap	D	F	L	L1	W	刀片 Insert
HOZR/L-20-2M-A	2	24	5	20	13	180	32	2	ECH200
HOZR/L-20-3M-A	2	24	5	20	13	180	32	3	ECH300
HOZR/L-25-2M-A	2	31	8	25	17	200	42	2	ECH200
HOZR/L-25-2M	1	35	8	25	21	200	42	2	ECH200
HOZR/L-25-3M-A	2	31	8	25	17	200	42	3	ECH300
HOZR/L-25-3M	1	35	8	25	22	200	42	3	ECH300
HOZR/L-25-4M-A	2	31	8	25	17	200	42	4	ECH400
HOZR/L-25-4M	1	35	8	25	21	200	42	4	ECH400
HOZR/L-32-3M-A	2	39	10	32	22	250	54	3	ECH300
HOZR/L-32-3M	1	43	10	32	26	250	54	3	ECH300
HOZR/L-32-4M-A	2	39	10	32	22	250	54	4	ECH400
HOZR/L-32-4M	1	43	10	32	26	250	54	4	ECH400
HOZR/L-40-3M	1	55	13	40	32	300	80	3	ECH300
HOZR/L-40-4M	1	55	13	40	32	300	80	4	ECH400
HOZR/L-40-5M	1	55	13	40	32	300	80	5	ECH500
HOZR/L-50-3M	1	65	14	50	38	350	100	3	ECH300
HOZR/L-50-4M	1	65	14	50	38	350	100	4	ECH400
HOZR/L-50-5M	1	65	14	50	38	350	100	5	ECH500

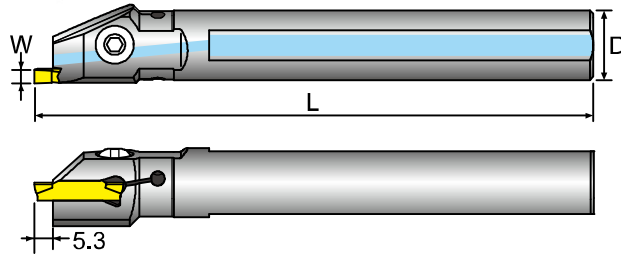
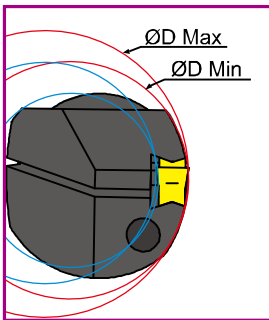
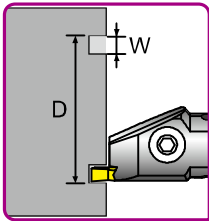
內徑出水端面淺槽刀 Internal Shallow Grooving With Coolant

HOSR Series


- ◆ 可進行深度淺槽加工
Deep processing in a shallow slot.
- ◆ 特殊出水設計
Special design of coolant.
- ◆ 有效加強排屑效率
Effectively enhance chip disposal Improve.
- ◆ 提升刀片加工壽命
Effectively the processing life of insert.
- ◆ 降低加工成本
Keep the processing cost down.



HOSR



產品型號 Model No	加工範圍 Range ØD	D	L	W	刀片 Insert
HOSR/L20Q-2935-3T5	35~29	20	180	3	ECH300
HOSR/L25R-5090-3T5	90~50	25	200	3	ECH300
HOSR/L32S-60240-3T5	240~60	32	250	3	ECH300
HOSR/L40T-80999-3T5	999~80	40	300	3	ECH300
HOSR/L20Q-2935-4T5	35~29	20	180	4	ECH400
HOSR/L25R-5090-4T5	90~50	25	200	4	ECH400
HOSR/L32S-60240-4T5	240~60	32	250	4	ECH400
HOSR/L40T-80999-4T5	999~80	40	300	4	ECH400
HOSR/L20Q-2935-5T5	35~29	20	180	5	ECH500
HOSR/L25R-5090-5T5	90~50	25	200	5	ECH500
HOSR/L32S-60240-5T5	240~60	32	250	5	ECH500
HOSR/L40T-80999-5T5	999~80	40	300	5	ECH500




刀片刃口專業設計
Professional design of the cutting edge
達到加工表面平坦的效果
Achieve smooth surface finish

特殊的後刀面結構使切削阻力降低20%，減少振動，進一步提高加工表面精度！
特殊的刃口設計可針對機床剛性要求，可適用於小功率機床。

The special flank structure reduces the cutting resistance by 20%, reduces vibration and further improves the surface precision! Special cutting edge design for machine rigidity requirements, suitable for low power machines.



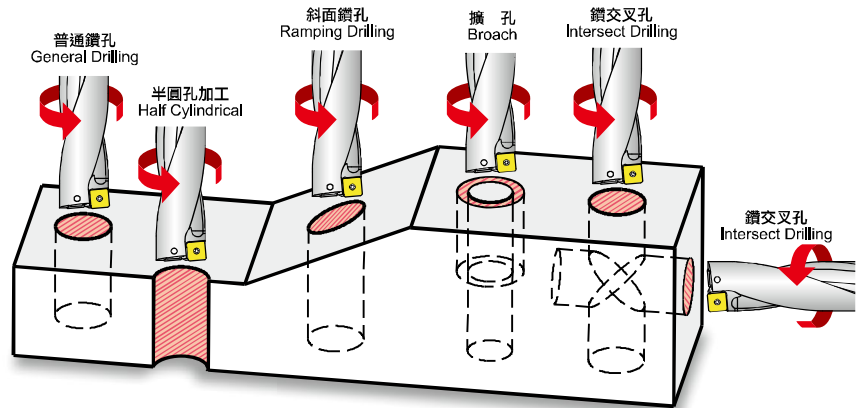
捨棄式快速鑽頭 Indexable Rapid Drill



雙螺旋內冷孔，冷卻和潤滑效果更優，鑽孔深度範圍更大。
Dual-helical coolant hole can make great drilling results.



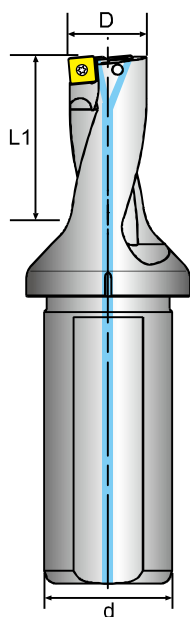
- ◆ 良好的刀片安裝角度
Excellent insert pocket design.
- ◆ 切削過程震動小，鑽孔精度和表面質量更優
High drilling precision and low vibration during poeration.
- ◆ 更大的容屑空間，良好的沖液角度，排屑更加流暢
More higher feeding operation.
- ◆ 高抗扭能力
High torsional resistance.
- ◆ 全新表面處理的堅固鑽體，可承受更高的進給，效率更高
New finishing strong boby can sustain.



- ◆ 超細TiAlN基納米塗層，添加耐磨和耐高溫的稀有元素，綜合性能顯著提升
TiAlN coating with high temperature resistant elements.
- ◆ 特殊的塗層處理技術，塗層和基體結合更牢固
Treatment technology of special coating, the coating is more firmly bonded to the substrate
- ◆ 薄的PVD塗層，刃口鋒利
Thin PVD coating make cutting edge sharp.
- ◆ 細晶體的碳化鎢基硬質合金，具有高的硬度和較強的韌性
Fine crystal tungsten carbide based hard alloy with high hardness and high toughness.
- ◆ 塗層後特殊的表面處理技術，去除有害應力的同時提高了表面光潔度
Special surface treatment after coating to improve surface finish.

捨棄式快速鑽頭 Indexable Rapid Drill

SPGX-2D



產品型號 Model No	d	D	L1(Dx2)	刀片 Insert
12.5SPGX-2D-25	25	12.5	25	SP□□0502□□
13SPGX-2D-25	25	13	26	SP□□0502□□
13.5SPGX-2D-25	25	13.5	27	SP□□0502□□
14SPGX-2D-25	25	14	28	SP□□0502□□
14.5SPGX-2D-25	25	14.5	29	SP□□0502□□
15SPGX-2D-25	25	15	30	SP□□0502□□
15.5SPGX-2D-25	25	15.5	31	SP□□0502□□
16SPGX-2D-25	25	16	32	SP□□0602□□
16.5SPGX-2D-25	25	16.5	33	SP□□0602□□
17SPGX-2D-25	25	17	34	SP□□0602□□
17.5SPGX-2D-25	25	17.5	35	SP□□0602□□
18SPGX-2D-25	25	18	36	SP□□0602□□
18.5SPGX-2D-25	25	18.5	37	SP□□0602□□
19SPGX-2D-25	25	19	38	SP□□0602□□
19.5SPGX-2D-25	25	19.5	39	SP□□0602□□
20SPGX-2D-32	32	20	40	SP□□0602□□
21SPGX-2D-32	32	21	42	SP□□0602□□
22SPGX-2D-32	32	22	44	SP□□07T3□□
23SPGX-2D-32	32	23	46	SP□□07T3□□
24SPGX-2D-32	32	24	48	SP□□07T3□□
25SPGX-2D-32	32	25	50	SP□□07T3□□
26SPGX-2D-32	32	26	52	SP□□07T3□□
27SPGX-2D-32	32	27	54	SP□□0904□□
28SPGX-2D-32	32	28	56	SP□□0904□□
29SPGX-2D-32	32	29	58	SP□□0904□□
30SPGX-2D-32	32	30	60	SP□□0904□□
31SPGX-2D-32	32	31	62	SP□□0904□□
31.5SPGX-2D-32	32	31.5	63	SP□□0904□□
32SPGX-2D-32	32	32	64	SP□□0904□□
33SPGX-2D-32	32	33	66	SP□□0904□□
34SPGX-2D-32	32	34	68	SP□□1104□□
35SPGX-2D-32	32	35	70	SP□□1104□□
36SPGX-2D-32	32	36	72	SP□□1104□□
37SPGX-2D-32	32	37	74	SP□□1104□□
38SPGX-2D-32	32	38	76	SP□□1104□□
39SPGX-2D-32	32	39	78	SP□□1104□□
40SPGX-2D-32	32	40	80	SP□□1104□□
41SPGX-2D-32	32	41	82	SP□□1104□□
42SPGX-2D-32	32	42	84	SP□□1405□□
43SPGX-2D-40	40	43	86	SP□□1405□□
44SPGX-2D-40	40	44	88	SP□□1405□□
45SPGX-2D-40	40	45	90	SP□□1405□□
46SPGX-2D-40	40	46	92	SP□□1405□□
47SPGX-2D-40	40	47	94	SP□□1405□□
48SPGX-2D-40	40	48	96	SP□□1405□□
49SPGX-2D-40	40	49	98	SP□□1405□□
50SPGX-2D-40	40	50	100	SP□□1405□□



捨棄式快速鑽頭 Indexable Rapid Drill

捨棄式快速鑽頭

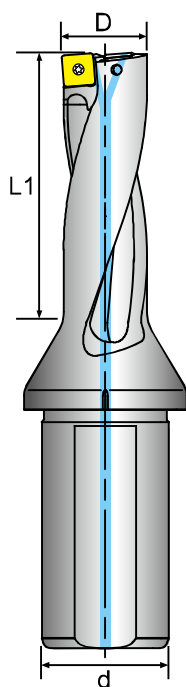
Indexable Rapid Drill

20



SP

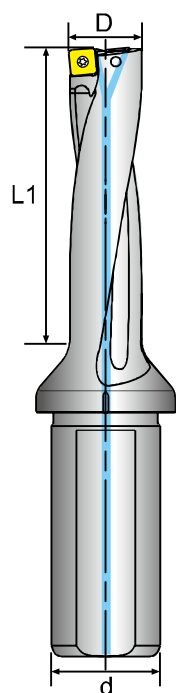
SPGX-3D



產品型號 Model No	d	D	L1(Dx3)	刀片 Insert
12.SPGX-3D-25	25	12.5	37.5	SP□□0502□□
13.SPGX-3D-25	25	13	39	SP□□0502□□
13.5.SPGX-3D-25	25	13.5	40.5	SP□□0502□□
14.SPGX-3D-25	25	14	42	SP□□0502□□
14.5.SPGX-3D-25	25	14.5	43.5	SP□□0502□□
15.SPGX-3D-25	25	15	45	SP□□0502□□
15.5.SPGX-3D-25	25	15.5	46.5	SP□□0502□□
16.SPGX-3D-25	25	16	48	SP□□0602□□
16.5.SPGX-3D-25	25	16.5	49.5	SP□□0602□□
17.SPGX-3D-25	25	17	51	SP□□0602□□
17.5.SPGX-3D-25	25	17.5	52.5	SP□□0602□□
18.SPGX-3D-25	25	18	54	SP□□0602□□
19.SPGX-3D-25	25	19	57	SP□□0602□□
19.5.SPGX-3D-25	25	19.5	58.5	SP□□0602□□
20.SPGX-3D-32	32	20	60	SP□□0602□□
21.SPGX-3D-32	32	21	63	SP□□0602□□
22.SPGX-3D-32	32	22	66	SP□□07T3□□
22.5.SPGX-3D-32	32	22.5	67.5	SP□□07T3□□
23.SPGX-3D-32	32	23	69	SP□□07T3□□
24.SPGX-3D-32	32	24	72	SP□□07T3□□
25.SPGX-3D-32	32	25	75	SP□□07T3□□
26.SPGX-3D-32	32	26	78	SP□□07T3□□
27.SPGX-3D-32	32	27	81	SP□□07T3□□
28.SPGX-3D-32	32	28	84	SP□□0904□□
29.SPGX-3D-32	32	29	87	SP□□0904□□
30.SPGX-3D-32	32	30	90	SP□□0904□□
31.SPGX-3D-32	32	31	93	SP□□0904□□
32.SPGX-3D-32	32	32	96	SP□□0904□□
33.SPGX-3D-32	32	33	99	SP□□0904□□
34.SPGX-3D-32	32	34	102	SP□□1104□□
35.SPGX-3D-32	32	35	105	SP□□1104□□
36.SPGX-3D-32	32	36	108	SP□□1104□□
37.SPGX-3D-32	32	37	111	SP□□1104□□
38.SPGX-3D-32	32	38	114	SP□□1104□□
39.SPGX-3D-32	32	39	117	SP□□1104□□
40.SPGX-3D-32	32	40	120	SP□□1104□□
41.SPGX-3D-32	32	41	123	SP□□1104□□
42.SPGX-3D-32	32	42	126	SP□□1405□□
43.SPGX-3D-40	40	43	129	SP□□1405□□
44.SPGX-3D-40	40	44	132	SP□□1405□□
45.SPGX-3D-40	40	45	135	SP□□1405□□
46.SPGX-3D-40	40	46	138	SP□□1405□□
47.SPGX-3D-40	40	47	141	SP□□1405□□
48.SPGX-3D-40	40	48	144	SP□□1405□□
49.SPGX-3D-40	40	49	147	SP□□1405□□
50.SPGX-3D-40	40	50	150	SP□□1405□□

捨棄式快速鑽頭 Indexable Rapid Drill

SPGX-4D



產品型號 Model No	d	D	L1(Dx4)	刀片 Insert
13SPGX-4D-25	25	13	52	SP□□0502□□
13.5SPGX-4D-25	25	13.5	54	SP□□0502□□
14SPGX-4D-25	25	14	56	SP□□0502□□
14.5SPGX-4D-25	25	14.5	58	SP□□0502□□
15SPGX-4D-25	25	15	60	SP□□0502□□
15.5SPGX-4D-25	25	15.5	62	SP□□0502□□
16SPGX-4D-25	25	16	64	SP□□0602□□
16.5SPGX-4D-25	25	16.5	66	SP□□0602□□
17SPGX-4D-25	25	17	68	SP□□0602□□
17.5SPGX-4D-25	25	17.5	70	SP□□0602□□
18SPGX-4D-25	25	18	72	SP□□0602□□
19SPGX-4D-25	25	19	76	SP□□0602□□
20SPGX-4D-32	32	20	80	SP□□0602□□
21SPGX-4D-32	32	21	84	SP□□0602□□
22SPGX-4D-32	32	22	88	SP□□07T3□□
23SPGX-4D-32	32	23	92	SP□□07T3□□
24SPGX-4D-32	32	24	96	SP□□07T3□□
25SPGX-4D-32	32	25	100	SP□□07T3□□
26SPGX-4D-32	32	26	104	SP□□07T3□□
27SPGX-4D-32	32	27	108	SP□□07T3□□
28SPGX-4D-32	32	28	112	SP□□0904□□
29SPGX-4D-32	32	29	116	SP□□0904□□
30SPGX-4D-32	32	30	120	SP□□0904□□
31SPGX-4D-32	32	31	124	SP□□0904□□
32SPGX-4D-32	32	32	128	SP□□0904□□
33SPGX-4D-32	32	33	132	SP□□0904□□
34SPGX-4D-32	32	34	136	SP□□1104□□
35SPGX-4D-32	32	35	140	SP□□1104□□
36SPGX-4D-32	32	36	144	SP□□1104□□
37SPGX-4D-32	32	37	148	SP□□1104□□
38SPGX-4D-32	32	38	152	SP□□1104□□
39SPGX-4D-32	32	39	156	SP□□1104□□
40SPGX-4D-32	32	40	160	SP□□1104□□



捨棄式快速鑽頭 Indexable Rapid Drill

捨棄式快速鑽頭

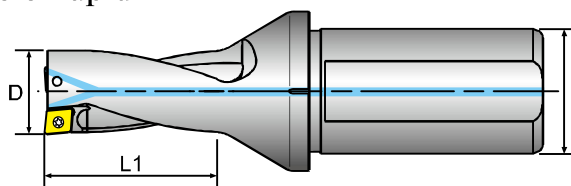
Indexable Rapid Drill

22



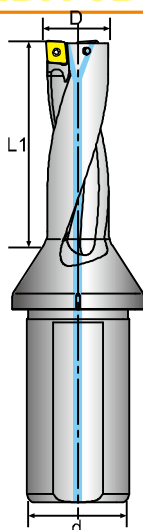
WD

EDX-2D



產品型號 Model No	d	D	L1(Dx2)	刀片 Insert
13EDX-2D-25	25	13	26	WD□□042004□□
13.5EDX-2D-25	25	13.5	27	WD□□042004□□
14EDX-2D-25	25	14	28	WD□□042004□□
14.5EDX-2D-25	25	14.5	29	WD□□042004□□
15EDX-2D-25	25	15	30	WD□□042004□□
15.5EDX-2D-25	25	15.5	31	WD□□052504□□
16EDX-2D-25	25	16	32	WD□□052504□□
16.5EDX-2D-25	25	16.5	33	WD□□052504□□
17EDX-2D-25	25	17	34	WD□□052504□□
17.5EDX-2D-25	25	17.5	35	WD□□052504□□
18EDX-2D-25	25	18	36	WD□□052504□□
19EDX-2D-25	25	19	38	WD□□063006□□
22.5EDX-2D-32	32	22.5	45	WD□□063006□□

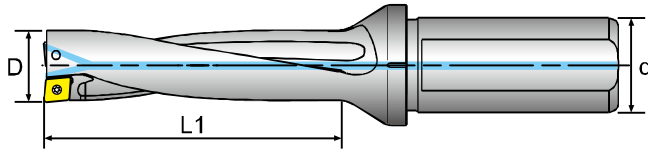
EDX-3D



產品型號 Model No	d	D	L1(Dx2)	刀片 Insert
12.5EDX-3D-25	25	12.5	37.5	WD□□042004□□
13EDX-3D-25	25	13	39	WD□□042004□□
13.5EDX-3D-25	25	13.5	40.5	WD□□042004□□
14EDX-3D-25	25	14	42	WD□□042004□□
14.5EDX-3D-25	25	14.5	43.5	WD□□042004□□
15EDX-3D-25	25	15	45	WD□□042004□□
15.5EDX-3D-25	25	15.5	46.5	WD□□052504□□
16EDX-3D-25	25	16	48	WD□□052504□□
16.5EDX-3D-25	25	16.5	49.5	WD□□052504□□
17EDX-3D-25	25	17	51	WD□□052504□□
17.5EDX-3D-25	25	17.5	52.5	WD□□052504□□
18EDX-3D-25	25	18	54	WD□□052504□□
18.5EDX-3D-25	25	18.5	55.5	WD□□063006□□
19EDX-3D-25	25	19	57	WD□□063006□□
19.5EDX-3D-25	25	19.5	58.5	WD□□063006□□
20EDX-3D-32	32	20	60	WD□□063006□□
20.5EDX-3D-32	32	20.5	61.5	WD□□063006□□
21EDX-3D-32	32	21	63	WD□□063006□□
21.5EDX-3D-32	32	21.5	64.5	WD□□063006□□
22EDX-3D-32	32	22	66	WD□□063006□□
23EDX-3D-32	32	23	69	WD□□073506□□
24EDX-3D-32	32	24	72	WD□□073506□□
25EDX-3D-32	32	25	75	WD□□073506□□
26EDX-3D-32	32	26	78	WD□□073506□□
27EDX-3D-32	32	27	81	WD□□073506□□
28EDX-3D-32	32	28	84	WD□□073506□□
29EDX-3D-32	32	29	87	WD□□094008□□
30EDX-3D-32	32	30	90	WD□□094008□□

捨棄式快速鑽頭 Indexable Rapid Drill

EDX-4D




產品型號 Model No	d	D	L1(DX2)	刀片 Insert
13EDX-4D-25	25	13	52	WD□□042004□□
13.5EDX-4D-25	25	13.5	54	WD□□042004□□
14EDX-4D-25	25	14	56	WD□□042004□□
14.5EDX-4D-25	25	14.5	58	WD□□042004□□
15EDX-4D-25	25	15	60	WD□□042004□□
15.5EDX-4D-25	25	15.5	62	WD□□052504□□
16EDX-4D-25	25	16	64	WD□□052504□□
16.5EDX-4D-25	25	16.5	66	WD□□052504□□
17EDX-4D-25	25	17	68	WD□□052504□□
17.5EDX-4D-25	25	17.5	70	WD□□052504□□
18EDX-4D-25	25	18	72	WD□□052504□□
19.5EDX-4D-25	25	19.5	78	WD□□063006□□



內徑出水套筒 Sleeve With Coolant Hole

- ◆ 可微調出水方向與刀架平行
Coolant direction can be adjusted and parallel to boring bar.
- ◆ 有效冷卻切削所產生之熱能
Effective cooling of heat generated by cutting.
- ◆ 延長刀片壽命，提高加工品質
Make inserts with longer life, enhance the processing quality.



特殊 萬向出水 設計

Special design

for universal coolant

可微調出水方向
Coolant direction is adjustable



產品型號 Model No	柄徑 Shank Dia	全長 O.A.L	夾持範圍 Capacity
EHR-0632-O	32	100	6
EHR-0832-O	32	100	8
EHR-1032-O	32	100	10
EHR-1232-O	32	100	12
EHR-1632-O	32	100	16
EHR-0640-O	40	100	6
EHR-0840-O	40	100	8
EHR-1040-O	40	100	10
EHR-1240-O	40	100	12
EHR-1640-O	40	100	16
EHR-2040-O	40	100	20

EKA-ER夾頭柄 EKA-ER Series Collect Chuck



- ◆ 具中心出水功能
Can be with coolant hole.
- ◆ 可夾持各式圓柄刀具
Can be used on any round shank tool.
- ◆ 可搭配各尺寸彈性筒夾，夾持力增加，使加工精度精準
Can be fitted on any size of collect, upgrade clamping force, to make precision is more accuracy than before.
- ◆ 適合鑽孔、鉸孔及中心鑽等加工刀具
Suit on Drilling, Reaming, Center drill and other processing tools.

產品型號 Model No	柄徑 Shank Dia	全長 O.A.L	夾持範圍 Capacity
EKA-ER16-C25-95	25	95	0.5-10
EKA-ER20-C25-95	25	95	2-13
EKA-ER20-C32-120	32	120	2-13
EKA-ER20-C40-120	40	120	2-13
EKA-ER25-C32-120	32	120	2-16
EKA-ER25-C40-120	40	120	2-16
EKA-ER32-C40-120	40	120	3-20